


NO. **13CI00220**



JEFFERSON CIRCUIT COURT  
DIVISION \_\_\_\_\_  
JUDGE \_\_\_\_\_

~~JEFFERSON CIRCUIT COURT  
DIVISION SEVEN (7)~~

COMMONWEALTH OF KENTUCKY  
EX REL. JACK CONWAY, ATTORNEY GENERAL

PLAINTIFF

V. **COMPLAINT**

THE SULLIVAN UNIVERSITY SYSTEM, INC. d/b/a  
SPENCERIAN COLLEGE

DEFENDANT

Serve: **Alva Ray Sullivan**  
**3101 Bardstown Road**  
**Louisville, Kentucky 40205**  
**REGISTERED AGENT**

Comes the Plaintiff and for his Complaint against Defendants states as follows:

**PARTIES, JURISDICTION AND VENUE**

1. Plaintiff is the duly elected Attorney General of the Commonwealth of Kentucky and is responsible for the enforcement and administration of Kentucky law, including the consumer protection laws set forth in Kentucky Revised Statutes (KRS) Chapter 367. Plaintiff is sometimes referred to herein as "Plaintiff" or "Attorney General."

2. Defendant The Sullivan University System, Inc. d/b/a Spencerian College is a Kentucky corporation and has its principal office at 3101 Bardstown Road, Louisville, Kentucky 40205. The Sullivan University System, Inc. owns and operates the for-profit post-secondary career college known as "Spencerian College" which has locations in Louisville and Lexington. Spencerian is nationally accredited by the American Council of Independent Colleges and

Schools (“ACICS”) and is licensed in Kentucky by the Kentucky Board of Proprietary Education. Hereinafter Defendant shall be referred to as “Defendant” or “Spencerian College.”

### **GENERAL STATEMENTS**

3. Plaintiff brings this suit against Defendant for engaging in unfair, false, misleading and deceptive trade practices in violation of KRS 367.170. Plaintiff alleges herein that Defendant has provided and continues to provide unfair, false, misleading and deceptive information to consumers about, *inter alia*, its job placement rates, overall placement rates, graduation success rates, and Spencerian College generally.

4. Spencerian College offers Certificates, Diplomas and Associate Degrees in careers including, but not limited to, phlebotomy, medical coding, nursing, and accounting. Tuition ranges from \$10,880 for a 6-9 month certificate program to \$48,960 for a 27 month Associate of Applied Science Degree in Radiologic Technology. (Exhibit A)

5. Upon information and belief, Spencerian College has held itself out and continues to hold itself out as existing to “provide men and women with quality training for careers in the business, technical and healthcare professions.” Spencerian College has represented and continues to represent to consumers that the “college is positioned to prepare its graduates to meet the employment needs of the present and the future.” (Exhibit B)

6. Spencerian College is accredited by ACICS to award certificates, diplomas, and associate degrees. The United States Department of Education and the Council for Higher Education Accreditation list ACICS as a nationally recognized accrediting agency. (Exhibit C)

7. Upon information and belief, ACICS determines average placement rates annually for institutions based on information collected in the Annual Institutional Reports. ACICS requires that a minimum of 65 percent of graduated students from an institution be placed in a related job

field. An institution with placement rates not in compliance with ACICS standards may be subject to reporting and/or suspension of accreditation.

### **Advertised Placement Rates in Career Studied**

#### ***Louisville Campus***

8. Upon information and belief, beginning during or before January 1, 2009 and continuing through or later than January 13, 2011, Defendant represented or caused to be represented to consumers, on its website, the graduate placement rates, located under column titled “Advertised Rates” in paragraph 11 below, for graduates of each program offered at the **Louisville branch** of Spencerian College. (Exhibit D)

9. Upon information and belief, Defendant’s website claimed to publish the same placement rate percentages as reported to its accreditor, ACICS. (Exhibit D)

10. Upon information and belief, in or around September 2007, 2008, 2009 and 2010, Spencerian College reported to its accreditor, ACICS, the placement rates, located under the column titled “Reported Rates” in paragraph 11 below, for graduates of each program offered at the **Louisville branch** of Spencerian College. (Exhibit E)

11. **Spencerian Louisville Branch Program Specific Placement Rate Misrepresentations**

<b>Reporting Year</b>	<b>Program Name</b>	<b>Advertised Rate</b>	<b>Reported Rate</b>	<b>Difference</b>
2010	Phlebotomy	80.0%	40.0%	40.0%
2009	Accounting Diploma	***	0.0%	n/a <sup>1</sup>

<sup>1</sup> Exhibit D, an advertisement for the Louisville branch of Spencerian College, indicates that “\*\*\*” means that “no graduates were available for employment that year due to continuing education, staying with current position, waiting for internal promotion, travel, etc.” In 2009, Spencerian College reported to ACICS that one student graduated from the Accounting Diploma program and *was not* placed. This placement rate should have been advertised at 0.0% not “\*\*.”

2008	Medical Clinical Specialist	100.0%	66.7%	33.3%
2008	Invasive Cardiovascular Tech	67.0%	50.0%	17.0%
2007	Medical Assistant	100.0%	83.3%	16.7%
2007	Medical Transcriptionist	100.0%	66.7%	33.3%
2007	Medical Administrative Assistant	88.0%	75.0%	13.0%
2007	Phlebotomy	87.0%	77.6%	9.4%
2007	Limited Medical Radiography	88.0%	68.1%	19.9%
2007	Health Unit Coordinator	72.0%	62.5%	9.5%

### *Lexington Campus*

12. Upon information and belief, beginning during or before January 1, 2009 and continuing through or later than January 13, 2011, Defendant represented or caused to be represented to consumers, on its website, the graduate placement rates, located under column titled “Advertised Rates” in paragraph 15 below, for graduates of each program offered at the **Lexington branch** of Spencerian College. (Exhibit F)

13. Upon information and belief, Defendant’s website gives consumers the impression that the Spencerian College “Advertised Rates” were those that were reported to its accreditor, ACICS. (Exhibit F)

14. Upon information and belief, in or around September 2009, Spencerian College reported to its accreditor, ACICS, the placement rates, located under column titled “Reported Rates” in paragraph 15 below, for graduates of each program offered at the **Lexington branch** of Spencerian College. (Exhibit G)

15.

**Spencerian Lexington Branch Program Specific Placement Rate  
Misrepresentations**

<b>Reporting Year</b>	<b>Program Name</b>	<b>Advertised Rate</b>	<b>Reported Rate</b>	<b>Difference</b>
2009	Computer Graphic Design	44.0%	36.0%	8.0%
2009	Architectural CADD	60.0%	25.0%	35.0%
2009	Computer Engineering Technology	75.0%	55.6%	19.4%
2009	Phlebotomy	61.1%	50.0%	11.1%
2009	Medical Assistant with Phlebotomy	100.0%	62.5%	37.5%
2009	Medical Clinical Specialties	100.0%	66.7%	33.3%
2009	Limited X-Ray Machine Operator	100.0%	70.0%	30.0%
2009	Radiologic Technology	78.95%	53.3%	25.65%

16. Upon information and belief, during or before the 2007-2008 school year and continuing through or after the 2009-2010 school year, the **Lexington branch** of Spencerian College fell below the 65% minimum placement rate standard required by ACICS.

17. Upon information and belief, after being notified by the Attorney General that it was under investigation in December 2010 and at some time on or before February 26, 2011, Defendant removed, from both the Louisville and Lexington campus websites, the placement rate advertisements that conflicted with Defendant's reported placement rates to ACICS. The Lexington branch of Spencerian College had placement rates that were below ACICS standards between 2007 and 2010.

### ***Interview Book Advertisements***

18. Upon information and belief, prior to or during 2008 through at least January 1, 2011 or later, Defendant represented or caused to be represented to consumers, in a college "Interview Book," the graduate placement rates, located under column titled "Advertised Rates" in paragraph 21 below, for graduates of each program of Spencerian College. The same advertisement asserted that there was "NO RECESSION FOR SPENCERIAN GRADS – CHECK OUT 10 YEARS OF EMPLOYMENT SUCCESS." (Exhibit H)

19. Upon information and belief, the "Interview Book," containing the "NO RECESSION FOR SPENCERIAN GRADS – CHECK OUT 10 YEARS OF EMPLOYMENT SUCCESS" advertisement, was considered training material presented to and used by those who recruit/interact with prospective or newly enrolling students.

20. Upon information and belief, in or around September 2007, Spencerian College reported to its accreditor, ACICS, the placement rates, located under column titled "Reported Rates" in paragraph 21 below, for graduates of each program offered at the **Louisville branch** of Spencerian College. (Exhibit E)

21. **"Interview Book" Advertised Rates vs. ACICS Reported Rates**

<b>Year</b>	<b><u>Program Name</u></b>	<b><u>Advertised Rate</u></b>	<b><u>Reported Rate</u></b>	<b><u>Difference</u></b>
2007	Medical Assistant	100.0%	83.3%	26.7%
2007	Medical Transcriptionist	100.0%	66.7%	33.3%
2007	Medical Administrative Assistant	88.0%	75.0%	13.0%
2007	Phlebotomy	87.0%	77.6%	9.4%

2007	Limited Medical Radiology	88.0%	68.1%	19.9%
2007	Health Unit Coordinator	72.0%	62.5%	9.5%

22. Upon information and belief, the cover of the "Interview Book" indicates that it was revised in January 2011. However, the advertisement that stated that there was "NO RECESSION FOR SPENCERIAN GRADS" was not updated to reflect graduation placement rate figures calculated after 2007.

23. Upon information and belief, graduate job placement rates for the Louisville Branch of Spencerian College, on average, became materially lower after the 2007 reporting period.

24. The information Spencerian College reported to its accreditor about the rates at which its graduates become employed in particular career fields in or related to their education are less than the rates Spencerian College represents to consumers.

25. Spencerian College has provided and continues to provide unfair, false, misleading and deceptive information to consumers about the percentage of graduates who become employed in the career they studied at Spencerian College. Spencerian College has represented and continues to represent to consumers, through unfair, false, misleading and deceptive statements, that graduates of Spencerian College become employed in the career they studied at a higher rate than they actually do.

#### **Advertised Overall Placement Rates**

26. Upon information and belief, at some time on or after January 1, 2008 and before January 1, 2010, Defendant has represented to consumers that graduates of Spencerian College's **Lexington Branch** enjoy "98.0% Graduate Employment Success." However, the actual rates reported to ACICS were materially lower and are identified in paragraph 28. (Exhibit I)

27. Upon information and belief, in or around September 2008, 2009, 2010, Spencerian College reported to its accreditor, ACICS, the job placement rate for graduates of its **Lexington Branch** that are listed in paragraph 28. (Exhibits J, K, L)

28. **Spencerian Lexington Branch Placement Rate Data**

<b><u>School Year</u></b>	<b><u>Reported Rate</u></b>
2009-2010	58.5%
2008-2009	53.4%
2007-2008	62.8%

29. Upon information and belief, prior to or on **August 9, 2012 to Present**, Defendant has represented to consumers on [career-schools-guide.com](http://career-schools-guide.com) that a prospective enrollee can “Take advantage of a **99% job placement rate**” at Spencerian College’s **Louisville Branch**. However, the actual rates reported to ACICS were materially lower and are identified in paragraph 31. (Exhibit M)

30. Upon information and belief, in or around September 2007, 2008, 2009, 2010, Spencerian College reported to its accreditor, ACICS, the job placement rate for graduates of its **Louisville Branch** that are listed in paragraph 31. (Exhibit N)

31. **Spencerian Lousiville Branch Placement Rate Data**

<b><u>School Year</u></b>	<b><u>Reported Rate</u></b>
2009-2010	76.3%
2008-2009	80.5%



2007-2008	82.6%
2006-2007	85.1%

32. The information Spencerian College has reported to its accreditor about the rate at which its graduates become employed is less than the rates Spencerian College represents to consumers.

33. Spencerian College has provided and continues to provide unfair, false, misleading and deceptive information to consumers about the percentage of graduates who find employment in or related to the career studied at Spencerian College. Spencerian College has represented and continues to represent to consumers, through unfair, false, misleading and deceptive statements, that graduates of Spencerian College become employed in the career they studied at a higher rate than they actually do.

#### **Graduation Success Rates**

34. Spencerian College has advertised “High Graduation Success Rates.” Defendant’s advertisement supports this claim by touting “Outstanding classroom facilities with state-of-the-art equipment and available lab time” and that “Plus Friday provides you with free tutoring opportunities.” (Exhibit O)

35. Upon information and belief, the enrollees of the **Lexington branch** of Spencerian College did not experience “High Graduation Success Rate(s).”

36. Spencerian College has provided and continues to provide false and misleading information to consumers about the percentage of students who graduate from Spencerian College. Spencerian College has represented and continues to represent to consumers, through unfair, false, misleading and deceptive statements, that students at the Lexington branch of Spencerian College enjoy “High Graduation Success Rates.”

**COUNT I**

**UNFAIR, FALSE, DECEPTIVE AND MISLEADING REPRESENTATIONS  
REGARDING ADVERTISED GRADUATE EMPLOYMENT RATES IN CAREER  
STUDIED**

37. The allegations of Paragraphs 1 through 36 are hereby incorporated.

38. Defendant engaged in unfair, false, misleading and deceptive acts and practices in conduct of trade or commerce in violation of KRS 367.170 by making unfair, false, deceptive and misleading statements to consumers that the employment rate for graduates in the career they studied was greater than it actually is and by omitting updated employment rates.

39. The aforementioned acts and practices constitute willful violations of the prohibition against unfair, false, misleading or deceptive acts and practices in violation of KRS 367.170.

**COUNT II**

**UNFAIR, FALSE, DECEPTIVE AND MISLEADING REPRESENTATIONS  
REGARDING ADVERTISED OVERALL GRADUATE EMPLOYMENT RATES**

40. The allegations of Paragraphs 1 through 39 are hereby incorporated.

41. Defendants have engaged in unfair, false, misleading and deceptive acts and practices in trade or commerce in violation of KRS 367.170 by making unfair, false, deceptive and misleading statements to consumers that graduates are employed at greater rates than they actually are.

42. The aforementioned acts and practices constitute willful violations of the prohibition against unfair, false, misleading or deceptive acts and practices in violation of KRS 367.170.

### **COUNT III**

#### **UNFAIR, FALSE, DECEPTIVE AND MISLEADING REPRESENTATIONS REGARDING GRADUATION SUCCESS RATES**

43. The allegations of Paragraphs 1 through 42 are hereby incorporated.
44. Defendant engaged in unfair, false, misleading and deceptive acts and practices in conduct of trade or commerce in violation of KRS 367.170 by making false and misleading statements to consumers regarding “High Graduation Success Rates.”
45. The aforementioned acts and practices constitute willful violations of the prohibition against unfair, false, misleading or deceptive acts and practices in violation of KRS 367.170.

### **COUNT IV**

#### **FALSE, DECEPTIVE AND MISLEADING INFORMATION PROVIDED TO PROSPECTIVE AND CONTINUING STUDENTS**

46. The allegations of Paragraphs 1 through 45 are hereby incorporated.
47. Defendant engaged in unfair, false, misleading and deceptive acts and practices in conduct of trade or commerce in violation of KRS 367.170 by making unfair, false, misleading, and deceptive statements to prospective and continuing students about Spencerian College.
48. The aforementioned acts and practices constitute willful violations of the prohibition against unfair, false, misleading or deceptive acts and practices in violation of KRS 367.170.


**WHEREFORE**, Plaintiff prays for judgment as follows:

- 1) That Defendant, pursuant to KRS 367.190, be enjoined from further practices constituting unfair, false, misleading or deceptive trade practices, including the practices alleged herein;

- 2) For judgment against Defendant finding willful violations of the Kentucky Consumer Protection Act, KRS 367.170;
- 3) That the Court award civil penalties against Defendant in the amount of two thousand dollars (\$2,000.00) per each willful violation of KRS 367.170 of the Kentucky Consumer Protection Act pursuant to KRS 367.990(2);
- 4) That the Court require Defendant to pay restitution to consumers who have suffered harm as a result of Defendants' unfair, false, misleading and deceptive practices, as provided by KRS 367.200.
- 5) That the Court award Plaintiff's costs, including costs of investigation and attorneys' fees;
- 6) For a trial by jury; and
- 7) For any and all other relief to which Plaintiff may be entitled.

Respectfully submitted,

**JACK CONWAY**  
**ATTORNEY GENERAL**



Todd E. Leatherman  
Executive Director  
Maryellen B. Mynear  
Litigation Manager/Assistant Attorney General  
Dinah L. Koehler  
Assistant Attorney General  
Tyler S. Stewart  
Assistant Attorney General  
Office of Consumer Protection  
Office of the Attorney General  
1024 Capital Center Dr., Suite 200  
Frankfort, KY 40601  
(502) 696-5389



## Financial Information

and

## Faculty List

2012

**Louisville Campu**

EFFECTIVE MAY 1, 2012

CATALOG SUPPLEMENT A

[illegible]

[illegible]

項目	金額	単位
1. 雑収入	100.00	円
2. 雑支出	100.00	円
3. 雑損益	0.00	円
4. 雑損益	0.00	円
5. 雑損益	0.00	円
6. 雑損益	0.00	円
7. 雑損益	0.00	円
8. 雑損益	0.00	円
9. 雑損益	0.00	円
10. 雑損益	0.00	円
11. 雑損益	0.00	円
12. 雑損益	0.00	円
13. 雑損益	0.00	円
14. 雑損益	0.00	円
15. 雑損益	0.00	円
16. 雑損益	0.00	円
17. 雑損益	0.00	円
18. 雑損益	0.00	円
19. 雑損益	0.00	円
20. 雑損益	0.00	円
21. 雑損益	0.00	円
22. 雑損益	0.00	円
23. 雑損益	0.00	円
24. 雑損益	0.00	円
25. 雑損益	0.00	円
26. 雑損益	0.00	円
27. 雑損益	0.00	円
28. 雑損益	0.00	円
29. 雑損益	0.00	円
30. 雑損益	0.00	円
31. 雑損益	0.00	円
32. 雑損益	0.00	円
33. 雑損益	0.00	円
34. 雑損益	0.00	円
35. 雑損益	0.00	円
36. 雑損益	0.00	円
37. 雑損益	0.00	円
38. 雑損益	0.00	円
39. 雑損益	0.00	円
40. 雑損益	0.00	円
41. 雑損益	0.00	円
42. 雑損益	0.00	円
43. 雑損益	0.00	円
44. 雑損益	0.00	円
45. 雑損益	0.00	円
46. 雑損益	0.00	円
47. 雑損益	0.00	円
48. 雑損益	0.00	円
49. 雑損益	0.00	円
50. 雑損益	0.00	円
51. 雑損益	0.00	円
52. 雑損益	0.00	円
53. 雑損益	0.00	円
54. 雑損益	0.00	円
55. 雑損益	0.00	円
56. 雑損益	0.00	円
57. 雑損益	0.00	円
58. 雑損益	0.00	円
59. 雑損益	0.00	円
60. 雑損益	0.00	円
61. 雑損益	0.00	円
62. 雑損益	0.00	円
63. 雑損益	0.00	円
64. 雑損益	0.00	円
65. 雑損益	0.00	円
66. 雑損益	0.00	円
67. 雑損益	0.00	円
68. 雑損益	0.00	円
69. 雑損益	0.00	円
70. 雑損益	0.00	円
71. 雑損益	0.00	円
72. 雑損益	0.00	円
73. 雑損益	0.00	円
74. 雑損益	0.00	円
75. 雑損益	0.00	円
76. 雑損益	0.00	円
77. 雑損益	0.00	円
78. 雑損益	0.00	円
79. 雑損益	0.00	円
80. 雑損益	0.00	円
81. 雑損益	0.00	円
82. 雑損益	0.00	円
83. 雑損益	0.00	円
84. 雑損益	0.00	円
85. 雑損益	0.00	円
86. 雑損益	0.00	円
87. 雑損益	0.00	円
88. 雑損益	0.00	円
89. 雑損益	0.00	円
90. 雑損益	0.00	円
91. 雑損益	0.00	円
92. 雑損益	0.00	円
93. 雑損益	0.00	円
94. 雑損益	0.00	円
95. 雑損益	0.00	円
96. 雑損益	0.00	円
97. 雑損益	0.00	円
98. 雑損益	0.00	円
99. 雑損益	0.00	円
100. 雑損益	0.00	円

## PHILOSOPHY/MISSION

The mission of Spencerian College is to provide men and women with quality training for careers in the business, technical, and health care professions.

This mission is met through providing:

- A favorable environment for learning that includes a faculty that is academically and professionally prepared to assist students toward relevant employment;
- An experienced administration interested in, and receptive to, new ideas and concepts for continued improvement of the college and its programs of study;
- Industry-standard equipment and facilities so that graduates will be able to utilize their training on this equipment in their initial employment;
- Continuous evaluation and appraisal of every facet within the college's program, ensuring relevance to the needs and demands of business and of the community, and ensuring effectiveness in preparing the graduate for career success;
- An employment service for graduates that provides meaningful assistance in matching the graduate to available job openings.



## THE SPENCERIAN SUCCESS STORY

Spencerian College has earned an excellent reputation through the success of its tens of thousands of graduates since its founding in Louisville in 1892. With a high percentage of its graduates finding employment every year, Spencerian College continues to provide an unmatched history of offering its students a unique opportunity to prepare for a successful career in today's professional world. This is the direct result of Spencerian College's commitment to a quality career education — an education for success in a setting that is vibrant with success!

### History of the College


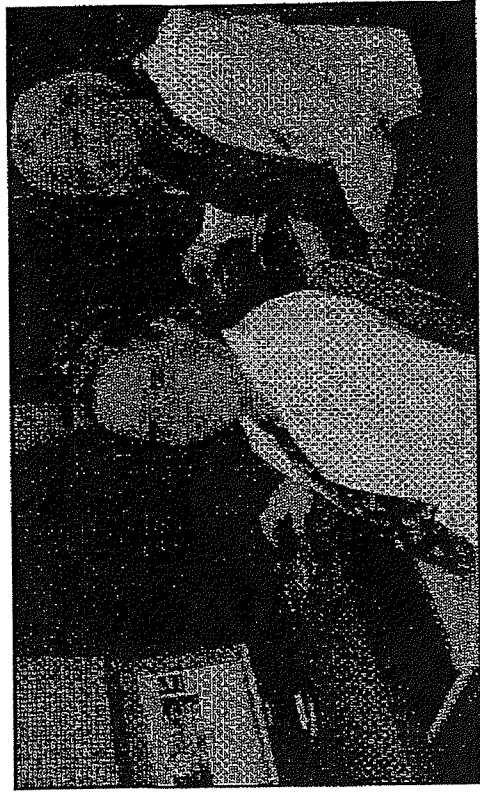
Spencerian College was founded in 1892 by Enos Spencer, a nationally recognized business educator of his time. In the history book entitled *Beginning of the Business School*, author Charles G. Reigner states: "The name Spencerian has imbedded itself in the consciousness of the American people. The name has been associated with business schools for almost a hundred years. It is an honored name."

Spencerian College still proudly stands for quality career education, expanding into Allied Health and Technology as a growing dynamic institution. Thousands of Spencerian graduates hold positions in business, medical professions, and industry all across the country, and employers continue to seek Spencerian graduates to meet their employment needs.

Spencerian College is proud of its distinctive reputation earned in over a century of service in education. The college is positioned to prepare its graduates to meet the employment needs of the present and the future.

In 1997 Spencerian opened its Lexington campus, located in the heart of "bluegrass country." (Please refer to a separate academic catalog for that campus.)

Spencerian specializes in business and medical areas at the main campus and medical and technical programs at the branch campus in Lexington. The college continues to adapt to employer needs in a continuous process of program and course evaluation.



## ACCREDITATION & APPROVALS

Spencerian College and its individual programs have met the educational standards and criteria for accreditation, approval or licensure from the following organizations:



Spencerian College is accredited by the Accrediting Council for Independent Colleges and Schools to award certificates, diplomas, and associate degrees.

Accrediting Council for Independent Colleges and Schools  
750 First Street, NE, Suite 980  
Washington, DC 20002-4241  
Telephone: (202) 336-6780

The Accrediting Council for Independent Colleges and Schools is listed as a nationally recognized accrediting agency by the United States Department of Education and is recognized by the Council for Higher Education Accreditation.



Spencerian College is licensed by the Kentucky State Board for Proprietary Education. The Kentucky State Board for Proprietary Education license is granted under legislative authority of KRS 165.

Kentucky State Board for Proprietary Education  
P.O. Box 1360  
Frankfort, KY 40602  
Telephone (502) 564-3296

Spencerian College is regulated by the Indiana Commission on Proprietary Education.



Indiana Commission on Proprietary Education  
302 West Washington Street, Room E 201  
Indianapolis, Indiana 46204  
Telephone: 1-800-227-5695 or (317) 232-1320



Spencerian College's Medical Assisting Diploma program is accredited by the Commission on Accreditation of Allied Health Education Programs (www.caahep.org) upon the recommendation of the Medical Assisting Education Review Board (MAERB).

The Surgical Technology program is accredited by the Commission on Accreditation of Allied Health Education Programs (CAAHEP), on recommendation of the Accreditation Review Council on Education in Surgical Technology and Surgical Assisting (ARC-ST/SA).

The Invasive Cardiovascular Technology program is accredited by the Commission on Accreditation of Allied Health Education Programs (CAAHEP), on recommendation of the Joint Review Committee on Education in Cardiovascular Technology (JRCE-CVT).

Commission on Accreditation of Allied Health Education Programs  
1361 Park Street  
Clearwater, FL 33756  
Telephone: (727) 210-2350

**JRCERT** Spencerian College's Radiologic Technologist AAS program is accredited by the Joint Review Committee on Education in Radiologic Technology.

Joint Review Committee on Education in Radiologic Technology  
20 N. Wacker Drive, Suite 2850  
Chicago, IL 60606-3182  
Telephone: (312) 704-5300



Spencerian College's Medical Laboratory Technician AAS Program is accredited by the Accrediting Bureau of Health Education Schools (ABHES).

Accrediting Bureau of Health Education Schools  
7777 Leesburg Pike, Suite 314 N.  
Falls Church, VA 22043  
Telephone (703) 917-9503



Spencerian College's Practical Nursing Diploma program and Associate of Applied Science (AAS) Degree\* in Nursing program are approved by the Kentucky Board of Nursing.

\*See nursing addendum for more information



Spencerian College's Limited Medical Radiography Diploma program and Radiologic Technologist Associate of Applied Science (AAS) Degree program are approved by the Cabinet for Health and Family Services of the Commonwealth of Kentucky, Radiation Health & Toxic Agents Branch.

**IAPS**


Spencerian College's Phlebotomy Certificate program is approved by the International Academy of Phlebotomy Sciences, Inc. (IAPS)



Spencerian College's Massage Therapy program is approved by the Kentucky Board of Licensure for Massage Therapy

The Respiratory Therapy program at Spencerian College-Louisville holds a Letter of Review from the Commission on Accreditation for Respiratory Care (www.coarc.com).


Commission on Accreditation for Respiratory Care  
1248 Harwood Road  
Bedford, Texas 76021-4244  
(817)283-2835





EXHIBIT

D



### 10 Year Record of Spencerian College's Graduate Employment Success

	PROGRAM	2009/2010	2008/2009	2007/2008	2006/2007	2006	2005	2004	2003	2002	2001
Home	Accounting Diploma	-	-	100%	-	100%	100%	-	-	100%	100%
Request Information	Executive Assistant	-	-	100%	-	100%	-	-	100%	-	100%
High School Students	Medical Assistant	66.7%	83%	82%	100%	100%	100%	100%	100%	100%	100%
Weather Watch	Medical Transcriptionist	50%	100%	57%	100%	98%	100%	100%	100%	100%	100%
The Spencerian	Practical Nursing	52.7%	93%	96%	95%	95%	100%	98%	98%	97.5%	96.5%
Alumni	Medical Administrative Assistant	0%	0%	75%	88%	89%	100%	100%	100%	100%	100%
Programs	Office Professional	-	100%	100%	-	-	100%	100%	-	-	100%
Allied Health Sciences	Clinical Assistant	60%	71%	67%	100%	90%	100%	100%	100%	100%	100%
	Medical Administrative Management (AAS)	0%	100%	50%	100%	89%	-	100%	100%	100%	100%
	Account & Management (AAS)	100%	100%	100%	100%	100%	100%	100%	98%	100%	100%
Certificate programs	Business Office Management (AAS)	80%	-	100%	-	-	-	100%	100%	100%	100%
Health Unit Coordinator Certificate	Phlebotomy	80%	41%	79%	87%	90%	92%	95.9%	100%	95.8%	100%
Ophthalmic Assistant Certificate	Limited Medical Radiography	46.4%	80%	68%	88%	85%	94.5%	95.5%	99%	100%	100%
Patient Care Assistant Certificate	Health Unit Coordinator	15.7%	33.3%	50%	72%	87%	88%	100%	100%	100%	NEW
Phlebotomy Certificate	Healthcare Reimbursement Specialist (AAS)	60%	40%	69%	80%	89%	88%	80%	-	100%	NEW
	Medical Clinical Specialist (AAS)	50%	83.3%	100%	100%	100%	100%	100%	100%	-	NEW
Diploma programs	Surgical Technologist	75%	77.3	73%	95%	97%	97%	95%	98.5%	100%	NEW
Clinical Assistant Diploma	Associate Degree Nursing	95.5%	96%	100%	100%	98%	94%	100%	100%	100%	NEW
Clinical Laboratory Assistant Diploma	Medical Coding Specialist	54.5%	40%	85%	67%	92%	100%	100%	100%	100%	NEW
Limited Medical Radiography Diploma	Radiologic Technologist (AAS)	71%	91.2%	90%	97%	99%	100%	100%	-	NEW	
Massage Therapy Diploma	Invasive Cardiovascular Technology (AAS)	100%	25%	67%	67%	-	89%	94.7%	100%	NEW	
Medical Administrative Assistant Diploma	Medical Laboratory Technician (AAS)	100%	85.7%	92%	100%	100%	100%	100%	-	NEW	
Medical Assistant Diploma	Massage Therapy	55%	76.9%	68%	NEW						
Medical Coding Specialist Diploma	Ophthalmic Assistant	80%	80%	NEW							
Medical Transcriptionist Diploma	Surgical Technologist (AAS)	100%	100%	NEW							
Personal Trainer Diploma	Medical Massage Therapy	100%	100%	NEW							
Practical Nursing Diploma	Clinical Assistant with LMR	-	-	NEW							
	Clinical Laboratory Assistant	NEW									
	Respiratory Therapy	NEW									
Associate degree programs	Total for all programs	76.3%	80.5%	85.1%	90.9%	94.4%	97.0%	98.0%	99.6%	99.6%	99.7%
Healthcare Reimbursement Specialist AAS											
Invasive Cardiovascular Technology AAS											
Medical Administrative Management AAS											
Medical Clinical Specialties AAS											
Medical Massage Therapy AAS											
Medical Laboratory Technician AAS											
Nursing AAS											
Radiologic Technology AAS											
NEW! Respiratory Therapy AAS											
Surgical Technology AAS											
Business Administration											
Office Professional Diploma											

These statistics reflect those graduates who were available for employment. To be counted as employed, graduates must have accepted a position related to their Spencerian College education. Graduates not included are: those continuing their education, those who sign a statement that they are unavailable for employment or do not need assistance, and those who have moved and the college can not locate.

\* Employment statistics for 2007 and every year after are based on the Accrediting Council of Independent Colleges and Schools (ACICS) reporting year of July 1 to June 30. These statistics are updated each October. To be counted as employed, graduates must have accepted a position related to their Spencerian College education. All graduates are included in these statistics including those who are not available for placement due to pregnancy or other health-related situations; continuing education; active military service; ineligibility for placement in the United States due to visa status; or completion of a stand-alone English as a Second Language (ESL) program for which placement typically is not offered. Graduates who could not be located, but may be employed, are also factored into these statistics and have a negative effect on the placement percentages.

Accounting Diploma  
Executive Assistant Diploma  
Accounting and Management  
AAS  
Business Office Management  
AAS

\* Employment statistics for 2001 – 2006 are based on the calendar year. These statistics were updated each April. These statistics reflect those graduates who were available for employment. To be counted as employed, graduates must have accepted a position related to their Spencerian College education. Graduates not included are: those continuing their education, those who sign a statement that they are unavailable for employment or do not need assistance, and those who have moved and the college cannot locate. The graduates who have moved or have declined assistance do not negatively impact the statistics reported.

Distance Education  
What Makes Spencerian Work  
Career Services  
Student Services  
Financial Assistance  
Calendar  
Bookstore  
Library  
About Us  
Campus Security and  
Crime Statistics  
Accreditations & Approvals  
Contact Us

\*\* No graduates were available for employment that year due to continuing education, staying with current position, waiting for internal promotion, travel, etc.

Spencerian College retains the right to revise programs of study, hours of classes, the school calendar and/or any other material listed in this publication without prior notice.

Copyright © 2011 Spencerian College

[Programs](#) | [Student Portal](#) | [Request Information](#) | [Career Services](#) | [Calendar](#) | [Contact Us](#) | [Events](#) | [Careers](#)



10506. Spencerian College

EXHIBIT

E



\*\*\*\*\* 2010 PROGRAM DATA \*\*\*\*\*

**10506. Spencerian College, Louisville**

ACICS Program Name (Code): **Phlebotomy (51.1009)**

Institutional Program Name: **Phlebotomy Certificate**

Credential Awarded: **Certificate**

Length in weeks:

Day: **22** Night: **33**

Credit or Hours awarded: **33**

Unit of credit: **Quarter**

Minimum Number of Credits or Hours of General Education Required for Program

Completion: **0**

**Program Measurement**

	Day	Night
a. Number of contact hours:	472	472
b. Total program tuition:	10280	10280
c. Total program fees charged:	960	1140

Modes of Instructional Delivery Offered: **100% on ground and hybrid**

Does this program have separate programmatic accreditation? **Yes**  
If YES, please list the accrediting agency: **IAPS**

Is certification, licensure, or registration required to become employed in this curriculum area? **No**

If YES:

What percent of graduates who sat for examinations received a passing score in the following years?

2009: %                      2008: %                      2007: %

Agency administering the exam:

**ENROLLMENT DATA:**

(Includes all students for the LAST ACADEMIC YEAR July 1, 2009 to June 30, 2010).

1. Enrollment as of the beginning of this reporting period, July 1, 2009: **98**
2. Additions during the year:
  - a. New starts: **121**

- b. Re-entries: **10**
  - c. Transfers into the program from other programs at your institution: **8**
3. Total enrollment during the reporting period: **237**
4. Of the total enrollment (#3 above), how many
- a. Enrolled without a high school diploma or equivalent? **0**
  - b. Obtained a high school diploma or its equivalent while enrolled? **0**
  - c. Enrolled in one or more courses through distance learning delivery mode? **0**
5. Of the number of students enrolled in one or more courses through distance learning (4c), how many:
- a. Were at least partially on-ground students but enrolled in one or more distance learning courses (hybrid)? **0**
  - b. Were classified as fully online or 100% distance learning students? **0**
6. Of the total enrollment, how many:
- a. Transferred out of the program to other programs? **0**
  - b. Completed a program? **0**
  - c. Graduated from a program? **58**
  - d. Withdrew due to active military service? **0**
  - e. Withdrew to enroll in institution with common ownership? **0**
  - f. All other withdrawals? **114**
  - g. Are still enrolled? **65**
7. TOTAL ENROLLMENT: **237**
- ADJUSTED TOTAL ENROLLMENT: **237**
8. Total Completers and Graduates (Sum of #6b and #6c): **58**
9. Of the students listed in #8 above, how many enrolled without a high school diploma or equivalent? **0**
10. Of the students in #6f above, how many withdrew for in-field or related field employment? **0**
11. As of the date this report was completed, how many of the students who completed or graduated were:
- a. Placed in their field of study? **12**
  - b. Placed in a related field? **4**
  - c. Placed out of field? **2**
  - d. Not available for placement due to pregnancy, death or other health-related situations? **2**
  - e. Not available for placement due to continuing education? **16**
  - f. Not available due to active military? **0**
  - g. International students not available due to visa restrictions? **0**
  - h. Enrolled in a stand-alone English as a Second Language Program? **0**
  - i. Not working? **22**
12. TOTAL: **58**  
Retention: **51.9**  
Placement: **40.0**
-



## \*\*\*\*\* 2009 PROGRAM DATA \*\*\*\*\*

**10506. Spencerian College, Louisville**ACICS Program Name (Code): **Accounting (52.0301)**Institutional Program Name: **Accounting Diploma**Credential Awarded: **Diploma**

Length in weeks:

Day: **0** Night: **66**Credit or Hours awarded: **70**Unit of credit: **Quarter**Minimum Number of Credits or Hours of General Education Required for Program Completion: **8**

## Program Measurement

	Day	Night
a. Number of contact hours:	<b>0</b>	<b>1030</b>
b. Total program tuition:	<b>0</b>	<b>19440</b>
c. Total program fees charged:	<b>0</b>	<b>1180</b>

Does this program have separate programmatic accreditation? **No**  
If YES, please list the accrediting agency.Is certification, licensure, or registration required to become employed in this curriculum area? **No**

If YES:

What percent of graduates who sat for examinations received a passing score in the following years?

2008: %                      2007: %                      2006: %

Agency administering the exam:

**ENROLLMENT DATA:**

(Includes all students for the LAST ACADEMIC YEAR July 1, 2008 to June 30, 2009).

1. Enrollment as of the beginning of this reporting period, July 1, 2008: **7**
2. Additions during the year:
  - a. New starts: **1**
  - b. Re-entries: **1**
  - c. Transfers into the program from other programs at your institution: **0**

3. Total enrollment during the reporting period: **9**
4. Of the total enrollment (#3 above), how many
- a. Enrolled without a high school diploma or equivalent? **0**
  - b. Obtained a high school diploma or its equivalent while enrolled? **0**
  - c. Enrolled in one or more courses through distance learning delivery mode? **0**
5. Of the total enrollment, how many:
- a. Transferred out of the program to other programs? **1**
    - i. Of these, how many completed or graduated from a program before transferring? **0**
  - b. Completed a program? **0**
  - c. Graduated from a program? **1**
  - d. Withdrew due to active military service? **0**
  - e. Withdrew to enroll in institution with common ownership? **0**
  - f. All other withdrawals? **5**
  - g. Are still enrolled? **2**

6. TOTAL ENROLLMENT: **9**

ADJUSTED TOTAL ENROLLMENT: **9**

7. Sum of 5b and 5c: **1**
8. Of the students listed in #7 above, how many enrolled without a high school diploma or equivalent? **0**
9. Of the students in #5f above, how many withdrew for related employment? **0**
10. As of the date this report was completed, how many of the students who completed or graduated were:
- a. Placed in their field of study? **0**
  - b. Placed in a related field? **0**
  - c. Placed out of field? **0**
  - d. Not available for placement due to pregnancy, death or other health-related situations? **0**
  - e. Not available for placement due to continuing education? **0**
  - f. Not available due to active military? **0**
  - g. International students not available due to visa restrictions? **0**
  - h. Enrolled in a stand-alone English as a Second Language Program? **0**
  - i. Not working? **1**
11. TOTAL: **1**  
Retention: **44.4**  
Placement: **0.0**

---

**2009 Home**

© 2001 - 2010 Accrediting Council for Independent Colleges and Schools. All rights reserved.  
Reproducing content presented on this site in any form is prohibited without written permission.  
For technical question/problems related to this site, please email [webmaster@adics.org](mailto:webmaster@adics.org).  
For general information, please email [info@adics.org](mailto:info@adics.org).



## \*\*\*\*\* 2008 PROGRAM DATA \*\*\*\*\*

**10506. Spencerian College, Louisville**ACICS Program Name (Code): **Medical/Clinical Assistant (51.0801)**Institutional Program Name: **Medical Clinical Specialties Associate Degree**Credential Awarded: **Occupational Associate's Degree**

Length In weeks:

Day: **88** Night: **121**Credit or Hours awarded: **134**Unit of credit: **Quarter**Minimum Number of Credits or Hours of General Education Required for Program Completion: **16**

## Program Measurement

	Day	Night
a. Number of contact hours:	<b>2135</b>	<b>2135</b>
b. Total program tuition:	<b>32620</b>	<b>32620</b>
c. Total program fees charged:	<b>2620</b>	<b>3160</b>

Does this program have separate programmatic accreditation? **Yes**  
If YES, please list the accrediting agency. **IAPS**Is certification, licensure, or registration required to become employed in this curriculum area? **Yes**

If YES:

What percent of graduates who sat for examinations received a passing score in the following years?

2007: **N/A%**2006: **N/A%**2005: **N/A%**Agency administering the exam: **State (they do not release pass rates)****ENROLLMENT DATA:**

(Includes all students for the LAST ACADEMIC YEAR July 1, 2007 to June 30, 2008).

1. Enrollment as of the beginning of this reporting period, July 1, 2007: **35**
2. Additions during the year:
  - a. New starts: **12**
  - b. Re-entries: **7**
  - c. Transfers into the program from other programs at your institution: **0**

3. Total enrollment during the reporting period: **54**
4. Of the total enrollment (#3 above), how many
- a. Enrolled without a high school diploma or equivalent? **0**
  - b. Obtained a high school diploma or its equivalent while enrolled? **0**
  - c. Enrolled in one or more courses through distance learning delivery mode? **16**
5. Of the total enrollment, how many:
- a. Transferred out of the program to other programs? **7**
    - i. Of these, how many completed or graduated from a program before transferring? **0**
  - b. Completed a program? **0**
  - c. Graduated from a program? **3**
  - d. Withdrew due to active military service? **0**
  - e. Withdrew to enroll in institution with common ownership? **1**
  - f. All other withdrawals? **15**
  - g. Are still enrolled? **28**

6. TOTAL ENROLLMENT: **54**

ADJUSTED TOTAL ENROLLMENT: **53**

7. Sum of 5b and 5c: **3**
8. Of the students listed in #7 above, how many enrolled without a high school diploma or equivalent? **0**
9. Of the students in #5f above, how many withdrew for related employment? **0**
10. As of the date this report was completed, how many of the students who completed or graduated were:
- a. Placed in their field of study? **2**
  - b. Placed in a related field? **0**
  - c. Placed out of field? **0**
  - d. Not available for placement due to pregnancy, death or other health-related situations? **0**
  - e. Not available for placement due to continuing education? **0**
  - f. Not available due to active military? **0**
  - g. International students not available due to visa restrictions? **0**
  - h. Enrolled in a stand-alone English as a Second Language Program? **0**
  - i. Not working? **1**
11. TOTAL: **3**  
Retention: **71.7**  
Placement: **66.7**

---

### 2008 Home

© 2001 - 2010 Accrediting Council for Independent Colleges and Schools. All rights reserved.  
Reproducing content presented on this site in any form is prohibited without written permission.  
For technical question/problems related to this site, please email [webmaster@acics.org](mailto:webmaster@acics.org).  
For general information, please email [info@acics.org](mailto:info@acics.org).





\*\*\*\*\* 2008 PROGRAM DATA \*\*\*\*\*

**10506. Spencerian College, Louisville**

ACICS Program Name (Code): **Cardiovascular Technology (51.0901)**

Institutional Program Name: **Invasive Cardiovascular Technology Associate Degree**

Credential Awarded: **Occupational Associate's Degree**

Length in weeks:

Day: **77** Night: **0**

Credit or Hours awarded: **124**

Unit of credit: **Quarter**

Minimum Number of Credits or Hours of General Education Required for Program Completion: **16**

**Program Measurement**

	Day	Night
a. Number of contact hours:	<b>2073</b>	<b>0</b>
b. Total program tuition:	<b>32620</b>	<b>0</b>
c. Total program fees charged:	<b>2620</b>	<b>0</b>

Does this program have separate programmatic accreditation? **Yes**  
If YES, please list the accrediting agency. **CAAHEP**

Is certification, licensure, or registration required to become employed in this curriculum area? **No**

If YES:

What percent of graduates who sat for examinations received a passing score in the following years?

2007: %                      2006: %                      2005: %

Agency administering the exam:

**ENROLLMENT DATA:**

(Includes all students for the LAST ACADEMIC YEAR July 1, 2007 to June 30, 2008).

1. Enrollment as of the beginning of this reporting period, July 1, 2007: **11**
2. Additions during the year:
  - a. New starts: **11**
  - b. Re-entries: **0**
  - c. Transfers into the program from other programs at your institution: **3**

3. Total enrollment during the reporting period: **25**
4. Of the total enrollment (#3 above), how many
- a. Enrolled without a high school diploma or equivalent? **0**
  - b. Obtained a high school diploma or its equivalent while enrolled? **0**
  - c. Enrolled in one or more courses through distance learning delivery mode? **0**
5. Of the total enrollment, how many:
- a. Transferred out of the program to other programs? **0**
    - i. Of these, how many completed or graduated from a program before transferring? **0**
  - b. Completed a program? **0**
  - c. Graduated from a program? **6**
  - d. Withdrew due to active military service? **0**
  - e. Withdrew to enroll in institution with common ownership? **0**
  - f. All other withdrawals? **7**
  - g. Are still enrolled? **12**
6. TOTAL ENROLLMENT: **25**

**ADJUSTED TOTAL ENROLLMENT: 25**

7. Sum of 5b and 5c: **6**
8. Of the students listed in #7 above, how many enrolled without a high school diploma or equivalent? **0**
9. Of the students in #5f above, how many withdrew for related employment? **0**
10. As of the date this report was completed, how many of the students who completed or graduated were:
- a. Placed in their field of study? **2**
  - b. Placed in a related field? **1**
  - c. Placed out of field? **0**
  - d. Not available for placement due to pregnancy, death or other health-related situations? **0**
  - e. Not available for placement due to continuing education? **0**
  - f. Not available due to active military? **0**
  - g. International students not available due to visa restrictions? **0**
  - h. Enrolled in a stand-alone English as a Second Language Program? **0**
  - i. Not working? **3**
11. TOTAL: **6**  
Retention: **72.0**  
Placement: **50.0**

**2008 Home**

© 2001 - 2010 Accrediting Council for Independent Colleges and Schools. All rights reserved.  
Reproducing content presented on this site in any form is prohibited without written permission.  
For technical question/problems related to this site, please email [webmaster@adics.org](mailto:webmaster@adics.org).  
For general information, please email [info@adics.org](mailto:info@adics.org).



## \*\*\*\*\* 2007 PROGRAM DATA \*\*\*\*\*

**10506. Spencerian College, Louisville**ACICS Program Name (Code): **Medical Office Assistant (51.0710)**Institutional Program Name: **Medical Assistant Diploma**Credential Awarded: **Diploma**

Length in weeks:

Day: **44** Night: **66**Credit or Hours awarded: **85**Unit of credit: **Quarter**

Minimum Number of Credits or Hours of General Education Required for Program

Completion: **16**

## Program Measurement

	Day	Night
a. Number of contact hours:	<b>1216</b>	<b>1216</b>
b. Total program tuition:	<b>17960</b>	<b>17960</b>
c. Total program fees charged:	<b>1560</b>	<b>1920</b>

Does this program have separate programmatic accreditation? **Yes**  
If YES, please list the accrediting agency. **CAAHEP**Is certification, licensure, or registration required to become employed in this curriculum area? **No**

If YES:

What percent of graduates who sat for examinations received a passing score in the following years?

2006: % 2005: % 2004: %

Agency administering the exam: .....

**ENROLLMENT DATA:**

(Includes all students for the LAST ACADEMIC YEAR July 1, 2006 to June 30, 2007).

1. Enrollment as of the beginning of this reporting period, July 1, 2006: **58**
2. Additions during the year:
  - a. New starts: **51**
  - b. Re-entries: **12**
  - c. Transfers into the program from other programs at your institution: **0**

3. Total enrollment during the reporting period: **121**
4. Of the total enrollment (#3 above), how many
- a. Enrolled without a high school diploma or equivalent? **0**
  - b. Obtained a high school diploma or its equivalent while enrolled? **0**
  - c. Enrolled in one or more courses through distance learning delivery mode? **14**
5. Of the total enrollment, how many:
- a. Transferred out of the program to other programs? **8**
    - i. Of these, how many completed or graduated from a program before transferring? **0**
  - b. Completed a program? **0**
  - c. Graduated from a program? **6**
  - d. Withdrew due to active military service? **0**
  - e. Withdrew to enroll in institution with common ownership? **0**
  - f. All other withdrawals? **60**
  - g. Are still enrolled? **47**
6. TOTAL ENROLLMENT: **121**
7. Sum of 5b and 5c: **6**
8. Of the students listed in #7 above, how many enrolled without a high school diploma or equivalent? **0**
9. Of the students in #5f above, how many withdrew for related employment? **1**
10. As of the date this report was completed, how many of the students who completed or graduated were:
- a. Placed in their field of study? **5**
  - b. Placed in a related field? **0**
  - c. Placed out of field? **0**
  - d. Not available for placement due to pregnancy, death or other health-related situations? **0**
  - e. Not available for placement due to continuing education? **0**
  - f. Not available due to active military? **0**
  - g. International students not available due to visa restrictions? **0**
  - h. Enrolled in a stand-alone English as a Second Language Program? **0**
  - i. Not working? **1**
11. TOTAL: **6**  
Retention: **50.4**  
Placement: **83.3**
- 

2007 Home

© 2001 - 2010 Accrediting Council for Independent Colleges and Schools. All rights reserved.  
Reproducing content presented on this site in any form is prohibited without written permission.  
For technical question/problems related to this site, please email [webmaster@adics.org](mailto:webmaster@adics.org).  
For general information, please email [info@adics.org](mailto:info@adics.org).



\*\*\*\*\* 2007 PROGRAM DATA \*\*\*\*\*

**10506. Spencerian College, Louisville**

ACICS Program Name (Code): **Medical Transcription (51.0708)**

Institutional Program Name: **Medical Transcriptionist Diploma**

Credential Awarded: **Diploma**

Length in weeks:

Day: **44** Night: **66**

Credit or Hours awarded: **66**

Unit of credit: **Quarter**

Minimum Number of Credits or Hours of General Education Required for Program

Completion: **12**

**Program Measurement**

	Day	Night
a. Number of contact hours:	<b>836</b>	<b>836</b>
b. Total program tuition:	<b>17960</b>	<b>17960</b>
c. Total program fees charged:	<b>820</b>	<b>1180</b>

Does this program have separate programmatic accreditation? **No**  
If YES, please list the accrediting agency.

Is certification, licensure, or registration required to become employed in this curriculum area? **No**

If YES:  
What percent of graduates who sat for examinations received a passing score in the following years?  
2006: %                      2005: %                      2004: %

Agency administering the exam:

**ENROLLMENT DATA:**

(Includes all students for the LAST ACADEMIC YEAR July 1, 2006 to June 30, 2007).

1. Enrollment as of the beginning of this reporting period, July 1, 2006: **25**
2. Additions during the year:
  - a. New starts: **17**
  - b. Re-entries: **4**
  - c. Transfers into the program from other programs at your institution: **1**

3. Total enrollment during the reporting period: **47**
4. Of the total enrollment (#3 above), how many
- a. Enrolled without a high school diploma or equivalent? **0**
  - b. Obtained a high school diploma or its equivalent while enrolled? **0**
  - c. Enrolled in one or more courses through distance learning delivery mode? **31**
5. Of the total enrollment, how many:
- a. Transferred out of the program to other programs? **0**
    - i. Of these, how many completed or graduated from a program before transferring? **0**
  - b. Completed a program? **0**
  - c. Graduated from a program? **6**
  - d. Withdrew due to active military service? **0**
  - e. Withdrew to enroll in institution with common ownership? **0**
  - f. All other withdrawals? **24**
  - g. Are still enrolled? **17**
6. TOTAL ENROLLMENT: **47**
7. Sum of 5b and 5c: **6**
8. Of the students listed in #7 above, how many enrolled without a high school diploma or equivalent? **0**
9. Of the students in #5f above, how many withdrew for related employment? **0**
10. As of the date this report was completed, how many of the students who completed or graduated were:
- a. Placed in their field of study? **2**
  - b. Placed in a related field? **0**
  - c. Placed out of field? **0**
  - d. Not available for placement due to pregnancy, death or other health-related situations? **2**
  - e. Not available for placement due to continuing education? **1**
  - f. Not available due to active military? **0**
  - g. International students not available due to visa restrictions? **0**
  - h. Enrolled in a stand-alone English as a Second Language Program? **0**
  - i. Not working? **1**
11. TOTAL: **6**  
Retention: **48.9**  
Placement: **66.7**

---

2007 Home

© 2001 - 2010 Accrediting Council for Independent Colleges and Schools. All rights reserved.  
Reproducing content presented on this site in any form is prohibited without written permission.  
For technical question/problems related to this site, please email [webmaster@adcs.org](mailto:webmaster@adcs.org).  
For general information, please email [info@adcs.org](mailto:info@adcs.org).



## \*\*\*\*\* 2007 PROGRAM DATA \*\*\*\*\*

**10506. Spencerian College, Louisville**ACICS Program Name (Code): **Medical Administrative Assistant (51.0716)**Institutional Program Name: **Medical Administrative Assistant Diploma**Credential Awarded: **Diploma**

Length in weeks:

Day: **33** Night: **55**Credit or Hours awarded: **59**Unit of credit: **Quarter**

Minimum Number of Credits or Hours of General Education Required for Program

Completion: **8**

## Program Measurement

	Day	Night
a. Number of contact hours:	<b>812</b>	<b>812</b>
b. Total program tuition:	<b>13470</b>	<b>13470</b>
c. Total program fees charged:	<b>640</b>	<b>1000</b>

Does this program have separate programmatic accreditation? **No**  
If YES, please list the accrediting agency.Is certification, licensure, or registration required to become employed in this curriculum area? **No**

If YES:

What percent of graduates who sat for examinations received a passing score in the following years?

2006: % 2005: % 2004: %

Agency administering the exam: .....

**ENROLLMENT DATA:**

(Includes all students for the LAST ACADEMIC YEAR July 1, 2006 to June 30, 2007).

1. Enrollment as of the beginning of this reporting period, July 1, 2006: **14**
2. Additions during the year:
  - a. New starts: **8**
  - b. Re-entries: **5**
  - c. Transfers into the program from other programs at your institution: **3**

3. Total enrollment during the reporting period: **30**
4. Of the total enrollment (#3 above), how many
- a. Enrolled without a high school diploma or equivalent? **0**
  - b. Obtained a high school diploma or its equivalent while enrolled? **0**
  - c. Enrolled in one or more courses through distance learning delivery mode? **8**
5. Of the total enrollment, how many:
- a. Transferred out of the program to other programs? **0**
    - i. Of these, how many completed or graduated from a program before transferring? **0**
  - b. Completed a program? **0**
  - c. Graduated from a program? **8**
  - d. Withdrew due to active military service? **0**
  - e. Withdrew to enroll in institution with common ownership? **0**
  - f. All other withdrawals? **8**
  - g. Are still enrolled? **14**
6. TOTAL ENROLLMENT: **30**
7. Sum of 5b and 5c: **8**
8. Of the students listed in #7 above, how many enrolled without a high school diploma or equivalent? **0**
9. Of the students in #5f above, how many withdrew for related employment? **0**
10. As of the date this report was completed, how many of the students who completed or graduated were:
- a. Placed in their field of study? **5**
  - b. Placed in a related field? **1**
  - c. Placed out of field? **0**
  - d. Not available for placement due to pregnancy, death or other health-related situations? **0**
  - e. Not available for placement due to continuing education? **0**
  - f. Not available due to active military? **0**
  - g. International students not available due to visa restrictions? **0**
  - h. Enrolled in a stand-alone English as a Second Language Program? **0**
  - i. Not working? **2**
11. TOTAL: **8**  
Retention: **73.3**  
Placement: **75.0**
- 

**2007 Home**

© 2001 - 2010 Accrediting Council for Independent Colleges and Schools. All rights reserved.  
Reproducing content presented on this site in any form is prohibited without written permission.  
For technical question/problems related to this site, please email [webmaster@acics.org](mailto:webmaster@acics.org).  
For general information, please email [info@acics.org](mailto:info@acics.org).





## \*\*\*\*\* 2007 PROGRAM DATA \*\*\*\*\*

**10506. Spencerian College, Louisville**ACICS Program Name (Code): **Phlebotomy (51.1009)**Institutional Program Name: **Phlebotomy Certificate**Credential Awarded: **Certificate**

Length in weeks:

Day: **22** Night: **33**Credit or Hours awarded: **33**Unit of credit: **Quarter**

Minimum Number of Credits or Hours of General Education Required for Program

Completion: **0**

## Program Measurement

	Day	Night
a. Number of contact hours:	<b>472</b>	<b>472</b>
b. Total program tuition:	<b>8980</b>	<b>8980</b>
c. Total program fees charged:	<b>860</b>	<b>1040</b>

Does this program have separate programmatic accreditation? **Yes**  
If YES, please list the accrediting agency. **IAPS**Is certification, licensure, or registration required to become employed in this curriculum area? **No**

If YES:

What percent of graduates who sat for examinations received a passing score in the following years?

2006: %                      2005: %                      2004: %

Agency administering the exam:

**ENROLLMENT DATA:**

(Includes all students for the LAST ACADEMIC YEAR July 1, 2006 to June 30, 2007).

1. Enrollment as of the beginning of this reporting period, July 1, 2006: **83**
2. Additions during the year:
  - a. New starts: **77**
  - b. Re-entries: **10**
  - c. Transfers into the program from other programs at your institution: **1**

3. Total enrollment during the reporting period: **171**
4. Of the total enrollment (#3 above), how many
  - a. Enrolled without a high school diploma or equivalent? **0**
  - b. Obtained a high school diploma or its equivalent while enrolled? **0**
  - c. Enrolled in one or more courses through distance learning delivery mode? **36**
5. Of the total enrollment, how many:
  - a. Transferred out of the program to other programs? **6**
    - i. Of these, how many completed or graduated from a program before transferring? **0**
  - b. Completed a program? **0**
  - c. Graduated from a program? **54**
  - d. Withdrew due to active military service? **1**
  - e. Withdrew to enroll in institution with common ownership? **0**
  - f. All other withdrawals? **65**
  - g. Are still enrolled? **45**
6. TOTAL ENROLLMENT: **171**
7. Sum of 5b and 5c: **54**
8. Of the students listed in #7 above, how many enrolled without a high school diploma or equivalent? **0**
9. Of the students in #5f above, how many withdrew for related employment? **1**
10. As of the date this report was completed, how many of the students who completed or graduated were:
  - a. Placed in their field of study? **38**
  - b. Placed in a related field? **0**
  - c. Placed out of field? **4**
  - d. Not available for placement due to pregnancy, death or other health-related situations? **1**
  - e. Not available for placement due to continuing education? **4**
  - f. Not available due to active military? **0**
  - g. International students not available due to visa restrictions? **0**
  - h. Enrolled in a stand-alone English as a Second Language Program? **0**
  - i. Not working? **7**
11. TOTAL: **54**  
Retention: **62.0**  
Placement: **77.6**

---

**2007 Home**

© 2001 - 2010 Accrediting Council for Independent Colleges and Schools. All rights reserved.  
Reproducing content presented on this site in any form is prohibited without written permission.  
For technical question/problems related to this site, please email [webmaster@acics.org](mailto:webmaster@acics.org).  
For general information, please email [info@acics.org](mailto:info@acics.org).



## \*\*\*\*\* 2007 PROGRAM DATA \*\*\*\*\*

**10506. Spencerian College, Louisville**ACICS Program Name (Code): **Radiologic Technology (51.0911 )**Institutional Program Name: **Limited Medical Radiography Diploma**Credential Awarded: **Diploma**

Length in weeks:

Day: **44** Night: **66**Credit or Hours awarded: **71**Unit of credit: **Quarter**

Minimum Number of Credits or Hours of General Education Required for Program

Completion: **12**

## Program Measurement

	Day	Night
a. Number of contact hours:	<b>1007</b>	<b>1007</b>
b. Total program tuition:	<b>17960</b>	<b>17960</b>
c. Total program fees charged:	<b>1560</b>	<b>1920</b>

Does this program have separate programmatic accreditation? **No**  
If YES, please list the accrediting agency.Is certification, licensure, or registration required to become employed in this curriculum area? **Yes**

If YES:

What percent of graduates who sat for examinations received a passing score in the following years?

2006: **N/A%**2005: **N/A%**2004: **N/A%**Agency administering the exam: **State (they do not release pass rates)****ENROLLMENT DATA:**

(Includes all students for the LAST ACADEMIC YEAR July 1, 2006 to June 30, 2007).

1. Enrollment as of the beginning of this reporting period, July 1, 2006: **139**
2. Additions during the year:
  - a. New starts: **154**
  - b. Re-entries: **9**
  - c. Transfers into the program from other programs at your institution: **0**

3. Total enrollment during the reporting period: **302**
4. Of the total enrollment (#3 above), how many
- a. Enrolled without a high school diploma or equivalent? **0**
  - b. Obtained a high school diploma or its equivalent while enrolled? **0**
  - c. Enrolled in one or more courses through distance learning delivery mode? **27**
5. Of the total enrollment, how many:
- a. Transferred out of the program to other programs? **25**
    - i. Of these, how many completed or graduated from a program before transferring? **0**
  - b. Completed a program? **0**
  - c. Graduated from a program? **83**
  - d. Withdrew due to active military service? **0**
  - e. Withdrew to enroll in institution with common ownership? **0**
  - f. All other withdrawals? **81**
  - g. Are still enrolled? **113**
6. TOTAL ENROLLMENT: **302**
7. Sum of 5b and 5c: **83**
8. Of the students listed in #7 above, how many enrolled without a high school diploma or equivalent? **0**
9. Of the students in #5f above, how many withdrew for related employment? **3**
10. As of the date this report was completed, how many of the students who completed or graduated were:
- a. Placed in their field of study? **29**
  - b. Placed in a related field? **3**
  - c. Placed out of field? **3**
  - d. Not available for placement due to pregnancy, death or other health-related situations? **3**
  - e. Not available for placement due to continuing education? **33**
  - f. Not available due to active military? **0**
  - g. International students not available due to visa restrictions? **0**
  - h. Enrolled in a stand-alone English as a Second Language Program? **0**
  - i. Not working? **12**
11. TOTAL: **83**  
Retention: **73.2**  
Placement: **68.1**
- 

**2007 Home**

© 2001 - 2010 Accrediting Council for Independent Colleges and Schools. All rights reserved.  
Reproducing content presented on this site in any form is prohibited without written permission.  
For technical question/problems related to this site, please email [webmaster@adics.org](mailto:webmaster@adics.org).  
For general information, please email [info@adics.org](mailto:info@adics.org).

10506. Spencerian College



\*\*\*\*\* 2007 PROGRAM DATA \*\*\*\*\*

### 10506. Spencerian College, Louisville

ACICS Program Name (Code): **Health Care Administration/Management (51.0701)**

Institutional Program Name: **Health Unit Coordinator Certificate**

Credential Awarded: **Certificate**

Length in weeks:

Day: **22** Night: **33**

Credit or Hours awarded: **38**

Unit of credit: **Quarter**

Minimum Number of Credits or Hours of General Education Required for Program

Completion: **0**

#### Program Measurement

	Day	Night
a. Number of contact hours:	<b>484</b>	<b>484</b>
b. Total program tuition:	<b>8960</b>	<b>8960</b>
c. Total program fees charged:	<b>460</b>	<b>640</b>

Does this program have separate programmatic accreditation? **No**  
If YES, please list the accrediting agency.

Is certification, licensure, or registration required to become employed in this curriculum area? **No**

If YES:

What percent of graduates who sat for examinations received a passing score in the following years?

2006: %                      2005: %                      2004: %

Agency administering the exam:

#### ENROLLMENT DATA:

(Includes all students for the LAST ACADEMIC YEAR July 1, 2006 to June 30, 2007).

- Enrollment as of the beginning of this reporting period, July 1, 2006: **12**
- Additions during the year:
  - New starts: **7**
  - Re-entries: **6**
  - Transfers into the program from other programs at your institution: **17**

10506. Spencerian College

3. Total enrollment during the reporting period: **42**
4. Of the total enrollment (#3 above), how many
  - a. Enrolled without a high school diploma or equivalent? **0**
  - b. Obtained a high school diploma or its equivalent while enrolled? **0**
  - c. Enrolled in one or more courses through distance learning delivery mode? **18**
5. Of the total enrollment, how many:
  - a. Transferred out of the program to other programs? **0**
    - i. Of these, how many completed or graduated from a program before transferring? **0**
  - b. Completed a program? **0**
  - c. Graduated from a program? **18**
  - d. Withdrew due to active military service? **0**
  - e. Withdrew to enroll in institution with common ownership? **0**
  - f. All other withdrawals? **14**
  - g. Are still enrolled? **10**
6. TOTAL ENROLLMENT: **42**
7. Sum of 5b and 5c: **18**
8. Of the students listed in #7 above, how many enrolled without a high school diploma or equivalent? **0**
9. Of the students in #5f above, how many withdrew for related employment? **0**
10. As of the date this report was completed, how many of the students who completed or graduated were:
  - a. Placed in their field of study? **5**
  - b. Placed in a related field? **5**
  - c. Placed out of field? **5**
  - d. Not available for placement due to pregnancy, death or other health-related situations? **0**
  - e. Not available for placement due to continuing education? **1**
  - f. Not available due to active military? **1**
  - g. International students not available due to visa restrictions? **0**
  - h. Enrolled in a stand-alone English as a Second Language Program? **0**
  - i. Not working? **1**
11. TOTAL: **18**  
 Retention: **66.7**  
 Placement: **62.5**

2007 Home

© 2001 - 2010 Accrediting Council for Independent Colleges and Schools. All rights reserved.  
 Reproducing content presented on this site in any form is prohibited without written permission.  
 For technical question/problems related to this site, please email [webmaster@acics.org](mailto:webmaster@acics.org).  
 For general information, please email [info@acics.org](mailto:info@acics.org).



REQUEST INFORMATION

INSTRUCTOR LOGIN

Home Programs Admissions About Us Career Services Financial Assistance Calendar Our Graduates Contact Us



powered by FirstEgg

## 6 Year Record of Spencerian College's Graduate Employment Success

Home

Request Information

High School Students

Military Students

Library

Parking & Public Safety

Weather Watch

Alumni

Programs »

Allied Health Sciences

- Biomedical Engineering Technology
- Clinical Assistant
- Clinical Assistant with Phlebotomy Diploma
- Clinical Laboratory Technician
- Healthcare Reimbursement Specialist
- Limited X-Ray Machine Operator
- Massage Therapy
- Medical Massage Therapy (AAS)
- Medical Administrative Management
- Medical Administrative Management with Phlebotomy
- Medical Assistant
- Medical Assistant with Phlebotomy Diploma
- Medical Clinical Specialties
- Medical Coding Specialist
- Medical Laboratory Technician
- Medical Transcription Diploma
- Phlebotomy
- Radiologic Technology

PROGRAM	2009	2008	2007	2006	2005	2004
Computer Graphic Design	44%	50%	43.6%	51.9%	85.3%	72%
Drafting	25%	40%	50%	100%	100%	NA
Architectural CADD	60%	0%	100%	66.7%	72.7%	38.5%
Civil CADD	0%	0%	0%	100%	100%	40%
Mechanical CADD	50%	0%	100%	100%	NA	62.5%
Architectural & Civil Project Design & Development	NA	80%	100%	66.7%	25%	NA
Architectural & Mechanical Project Design & Development	NA	100%	100%	100%	50%	NA
Civil & Mechanical Project Design & Development	NA	0%	0%	NA	NA	NA
Architectural, Civil & Mechanical Project Design & Development	28.57%	80%	90.9%	75%	100%	NA
Computer Repair	100%	100%	0%	NA	NA	NA
Computer Engineering Technology	75%	50%	60%	64.3%	80%	100%
Electronic Engineering Technology	60%	62%	80%	80%	95%	62.9%
Computer & Electronic Engineering Technology	42.86%	87.5%	66.7%	92.31%	57.1%	NA
Computer Information System Management	33%	0%	0%	NA	NA	NA
Phlebotomy	61.11%	0%	63.6%	80%	NA	NA
Clinical Assistant	NA	0%	0%	NA	NA	NA
Clinical Assistant with Phlebotomy	NA	0%	0%	NA	NA	NA
Clinical Laboratory Assistant	NA	0%	NA	NA	NA	NA
Medical Assistant	100%	100%	83.3%	NA	NA	NA
Medical Assistant with Phlebotomy	100%	100%	100%	NA	NA	NA
Medical Administrative Management	NA	100%	0%	NA	NA	NA
Medical Administrative Management with Phlebotomy	0%	0%	0%	NA	NA	NA
Medical Coding Specialist	43.75%	71.4%	70%	NA	NA	NA
Medical Laboratory Technician	NA	NA	NA	NA	NA	NA
Medical Transcription	50%	0%	0%	NA	NA	NA
Healthcare Reimbursement Specialist	100%	100%	100%	NA	NA	NA
Medical Clinical Specialties	100%	0%	0%	NA	NA	NA
Limited X-Ray Machine Operator	100%	60%	63.2%	60%	NA	NA
Radiologic Technology	78.95%	53.8%	0%	NA	NA	NA
Massage Therapy	58.82%	66.7%	67.9%	60%	NA	NA

2008-2009 59.90% average  
 2007-2008 70.22% average  
 2006-2007 65.9% average  
 2005-2006 75.89% average  
 2004-2005 81.5% average  
 2003-2004 62.6% average

Technology

- Architectural CADD

- Architectural & Civil  
Project Design & Development  
CADD
- Architectural & Mechanical  
Project Design & Development  
CADD
- Architectural, Civil, & Mechanical  
Project Design & Development  
CADD
- Civil CADD
- Civil & Mechanical Project  
Design & Development CADD
- Mechanical CADD
- Computer Engineering  
Technology
- Computer & Electronic  
Engineering Technology
- Computer Graphic Design
- Computer Information Systems  
Management
- Computer Repair
- Drafting
- Electronic Engineering  
Technology

These statistics reflect those graduates who were available for employment. To be counted as employed, graduates must have accepted a position related to their Spencerian College education.

\* Employment statistics for 2007 and every year after are based on the Accrediting Council of Independent Colleges and Schools (ACICS) reporting year of July 1 to June 30. These statistics are updated each October.

\* Employment statistics for 2004 – 2006 are based on the calendar year. These statistics were updated each April.

Spencerian College retains the right to revise programs of study, hours of classes, the school calendar and/or any other material listed in this publication without prior notice.

Career Services

Student Services

Financial Assistance

Calendar

Our Graduates

Student Work

About Us

Accreditations and Approvals

Contact Us

Bookstore

Copyright © 2011 Spencerian College

[Message Center](#) | [Student Portal](#) | [Request Information](#) | [Career Services](#) | [Calendar](#) | [Contact Us](#) | [Events](#) | [Careers](#)





15661. Spencerian College

EXHIBIT

G



\*\*\*\*\* 2009 PROGRAM DATA \*\*\*\*\*

**15661. Spencerian College, Lexington**

ACICS Program Name (Code): **Computer Graphics (11.0803)**

Institutional Program Name: **Computer Graphic Design**

Credential Awarded: **Academic Associate's Degree**

Length in weeks:

Day: **66** Night: **88**

Credit or Hours awarded: **98**

Unit of credit: **Quarter**

Minimum Number of Credits or Hours of General Education Required for Program

Completion: **31**

**Program Measurement**

	Day	Night
a. Number of contact hours:	<b>1298</b>	<b>1298</b>
b. Total program tuition:	<b>33360</b>	<b>33360</b>
c. Total program fees charged:	<b>4700</b>	<b>6320</b>

Does this program have separate programmatic accreditation? **No**  
If YES, please list the accrediting agency.

Is certification, licensure, or registration required to become employed in this curriculum area? **No**

If YES:

What percent of graduates who sat for examinations received a passing score in the following years?

2008: %                      2007: %                      2006: %

Agency administering the exam:

**ENROLLMENT DATA:**

(Includes all students for the LAST ACADEMIC YEAR July 1, 2008 to June 30, 2009):

1. Enrollment as of the beginning of this reporting period, July 1, 2008: **84**
2. Additions during the year:
  - a. New starts: **48**
  - b. Re-entries: **6**
  - c. Transfers into the program from other programs at your institution: **2**

3. Total enrollment during the reporting period: **140**
4. Of the total enrollment (#3 above), how many
- a. Enrolled without a high school diploma or equivalent? **0**
  - b. Obtained a high school diploma or its equivalent while enrolled? **0**
  - c. Enrolled in one or more courses through distance learning delivery mode? **0**
5. Of the total enrollment, how many:
- a. Transferred out of the program to other programs? **0**
    - i. Of these, how many completed or graduated from a program before transferring? **0**
  - b. Completed a program? **0**
  - c. Graduated from a program? **29**
  - d. Withdrew due to active military service? **0**
  - e. Withdrew to enroll in institution with common ownership? **0**
  - f. All other withdrawals? **39**
  - g. Are still enrolled? **72**
6. TOTAL ENROLLMENT: **140**

ADJUSTED TOTAL ENROLLMENT: **140**

7. Sum of 5b and 5c: **29**
8. Of the students listed in #7 above, how many enrolled without a high school diploma or equivalent? **0**
9. Of the students in #5f above, how many withdrew for related employment? **0**
10. As of the date this report was completed, how many of the students who completed or graduated were:
- a. Placed in their field of study? **9**
  - b. Placed in a related field? **0**
  - c. Placed out of field? **6**
  - d. Not available for placement due to pregnancy, death or other health-related situations? **0**
  - e. Not available for placement due to continuing education? **4**
  - f. Not available due to active military? **0**
  - g. International students not available due to visa restrictions? **0**
  - h. Enrolled in a stand-alone English as a Second Language Program? **0**
  - i. Not working? **10**
11. TOTAL: **29**  
Retention: **72.1**  
Placement: **36.0**

---

2009 Home

© 2001 - 2010 Accrediting Council for Independent Colleges and Schools. All rights reserved.  
Reproducing content presented on this site in any form is prohibited without written permission.  
For technical question/problems related to this site, please email [webmaster@adcs.org](mailto:webmaster@adcs.org).  
For general information, please email [info@adcs.org](mailto:info@adcs.org).

15661. Spencerian College



\*\*\*\*\* 2009 PROGRAM DATA \*\*\*\*\*

**15661. Spencerian College, Lexington**ACICS Program Name (Code): **Drafting and Design Technology (15.1301)**Institutional Program Name: **Architectural CADD**Credential Awarded: **Academic Associate's Degree**

Length in weeks:

Day: **66** Night: **88**Credit or Hours awarded: **103**Unit of credit: **Quarter**

Minimum Number of Credits or Hours of General Education Required for Program

Completion: **31**

## Program Measurement

	Day	Night
a. Number of contact hours:	<b>1342</b>	<b>1342</b>
b. Total program tuition:	<b>31140</b>	<b>31140</b>
c. Total program fees charged:	<b>1080</b>	<b>1440</b>

Does this program have separate programmatic accreditation? **No**  
If YES, please list the accrediting agency.Is certification, licensure, or registration required to become employed in this curriculum area? **No**

If YES:

What percent of graduates who sat for examinations received a passing score in the following years?

2008: %                      2007: %                      2006: %

Agency administering the exam:

**ENROLLMENT DATA:**

(Includes all students for the LAST ACADEMIC YEAR July 1, 2008 to June 30, 2009).

1. Enrollment as of the beginning of this reporting period, July 1, 2008: **12**
2. Additions during the year:
  - a. New starts: **12**
  - b. Re-entries: **0**
  - c. Transfers into the program from other programs at your institution: **0**

3. Total enrollment during the reporting period: **24**
4. Of the total enrollment (#3 above), how many
- a. Enrolled without a high school diploma or equivalent? **0**
  - b. Obtained a high school diploma or its equivalent while enrolled? **0**
  - c. Enrolled in one or more courses through distance learning delivery mode? **0**
5. Of the total enrollment, how many:
- a. Transferred out of the program to other programs? **0**
    - i. Of these, how many completed or graduated from a program before transferring? **0**
  - b. Completed a program? **1**
  - c. Graduated from a program? **6**
  - d. Withdrew due to active military service? **0**
  - e. Withdrew to enroll in institution with common ownership? **0**
  - f. All other withdrawals? **8**
  - g. Are still enrolled? **9**
6. TOTAL ENROLLMENT: **24**

ADJUSTED TOTAL ENROLLMENT: **24**

7. Sum of 5b and 5c: **7**
8. Of the students listed in #7 above, how many enrolled without a high school diploma or equivalent? **0**
9. Of the students in #5f above, how many withdrew for related employment? **0**
10. As of the date this report was completed, how many of the students who completed or graduated were:
- a. Placed in their field of study? **1**
  - b. Placed in a related field? **0**
  - c. Placed out of field? **0**
  - d. Not available for placement due to pregnancy, death or other health-related situations? **0**
  - e. Not available for placement due to continuing education? **3**
  - f. Not available due to active military? **0**
  - g. International students not available due to visa restrictions? **0**
  - h. Enrolled in a stand-alone English as a Second Language Program? **0**
  - i. Not working? **3**
11. TOTAL: **7**  
Retention: **66.7**  
Placement: **25.0**

---

2009 Home

© 2001 - 2010 Accrediting Council for Independent Colleges and Schools. All rights reserved.  
Reproducing content presented on this site in any form is prohibited without written permission.  
For technical question/problems related to this site, please email [webmaster@acics.org](mailto:webmaster@acics.org).  
For general information, please email [info@acics.org](mailto:info@acics.org).



\*\*\*\*\* 2009 PROGRAM DATA \*\*\*\*\*

**15661. Spencerian College, Lexington**

ACICS Program Name (Code): **Computer Engineering Technology (15,1201)**

Institutional Program Name: **Computer Engineering Technology**

Credential Awarded: **Academic Associate's Degree**

Length in weeks:

Day: **66** Night: **88**

Credit or Hours awarded: **103**

Unit of credit: **Quarter**

Minimum Number of Credits or Hours of General Education Required for Program Completion: **28**

**Program Measurement**

	Day	Night
a. Number of contact hours:	<b>1408</b>	<b>1408</b>
b. Total program tuition:	<b>31140</b>	<b>31140</b>
c. Total program fees charged:	<b>2250</b>	<b>2640</b>

Does this program have separate programmatic accreditation? **No**  
If YES, please list the accrediting agency.

Is certification, licensure, or registration required to become employed in this curriculum area? **No**

If YES:  
What percent of graduates who sat for examinations received a passing score in the following years?  
2008: %                      2007: %                      2006: %

Agency administering the exam:

**ENROLLMENT DATA:**

(Includes all students for the LAST ACADEMIC YEAR July 1, 2008 to June 30, 2009).

1. Enrollment as of the beginning of this reporting period, July 1, 2008: **24**
2. Additions during the year:
  - a. New starts: **20**
  - b. Re-entries: **2**
  - c. Transfers into the program from other programs at your institution: **0**

3. Total enrollment during the reporting period: **46**
4. Of the total enrollment (#3 above), how many
- a. Enrolled without a high school diploma or equivalent? **0**
  - b. Obtained a high school diploma or its equivalent while enrolled? **0**
  - c. Enrolled in one or more courses through distance learning delivery mode? **0**
5. Of the total enrollment, how many:
- a. Transferred out of the program to other programs? **0**
    - i. Of these, how many completed or graduated from a program before transferring? **0**
  - b. Completed a program? **0**
  - c. Graduated from a program? **13**
  - d. Withdrew due to active military service? **0**
  - e. Withdrew to enroll in institution with common ownership? **0**
  - f. All other withdrawals? **11**
  - g. Are still enrolled? **22**
6. TOTAL ENROLLMENT: **46**

ADJUSTED TOTAL ENROLLMENT: **46**

7. Sum of 5b and 5c: **13**
8. Of the students listed in #7 above, how many enrolled without a high school diploma or equivalent? **0**
9. Of the students in #5f above, how many withdrew for related employment? **0**
10. As of the date this report was completed, how many of the students who completed or graduated were:
- a. Placed in their field of study? **4**
  - b. Placed in a related field? **1**
  - c. Placed out of field? **2**
  - d. Not available for placement due to pregnancy, death or other health-related situations? **0**
  - e. Not available for placement due to continuing education? **4**
  - f. Not available due to active military? **0**
  - g. International students not available due to visa restrictions? **0**
  - h. Enrolled in a stand-alone English as a Second Language Program? **0**
  - i. Not working? **2**
11. TOTAL: **13**  
Retention: **76.1**  
Placement: **55.6**

2009 Home

© 2001 - 2010 Accrediting Council for Independent Colleges and Schools. All rights reserved.  
Reproducing content presented on this site in any form is prohibited without written permission.  
For technical question/problems related to this site, please email [webmaster@acics.org](mailto:webmaster@acics.org).  
For general information, please email [info@acics.org](mailto:info@acics.org).



## \*\*\*\*\* 2009 PROGRAM DATA \*\*\*\*\*

**15661. Spencerian College, Lexington**ACICS Program Name (Code): **Phlebotomy (51.1009)**Institutional Program Name: **Phlebotomy**Credential Awarded: **Certificate**

Length in weeks:

Day: **22** Night: **33**Credit or Hours awarded: **33**Unit of credit: **Quarter**

Minimum Number of Credits or Hours of General Education Required for Program

Completion: **0**

## Program Measurement

	Day	Night
a. Number of contact hours:	<b>472</b>	<b>472</b>
b. Total program tuition:	<b>9710</b>	<b>9710</b>
c. Total program fees charged:	<b>1030</b>	<b>1030</b>

Does this program have separate programmatic accreditation? **No**  
If YES, please list the accrediting agency.Is certification, licensure, or registration required to become employed in this curriculum area? **No**

If YES:

What percent of graduates who sat for examinations received a passing score in the following years?

2008: % 2007: % 2006: %

Agency administering the exam:

**ENROLLMENT DATA:**

(Includes all students for the LAST ACADEMIC YEAR July 1, 2008 to June 30, 2009).

1. Enrollment as of the beginning of this reporting period, July 1, 2008: **38**
2. Additions during the year:
  - a. New starts: **65**
  - b. Re-entries: **0**
  - c. Transfers into the program from other programs at your institution: **11**

3. Total enrollment during the reporting period: **114**
4. Of the total enrollment (#3 above), how many
- a. Enrolled without a high school diploma or equivalent? **0**
  - b. Obtained a high school diploma or its equivalent while enrolled? **0**
  - c. Enrolled in one or more courses through distance learning delivery mode? **0**
5. Of the total enrollment, how many:
- a. Transferred out of the program to other programs? **6**
    - i. Of these, how many completed or graduated from a program before transferring? **0**
  - b. Completed a program? **0**
  - c. Graduated from a program? **22**
  - d. Withdrew due to active military service? **0**
  - e. Withdrew to enroll in institution with common ownership? **0**
  - f. All other withdrawals? **33**
  - g. Are still enrolled? **53**
6. TOTAL ENROLLMENT: **114**

ADJUSTED TOTAL ENROLLMENT: **114**

7. Sum of 5b and 5c: **22**
8. Of the students listed in #7 above, how many enrolled without a high school diploma or equivalent? **0**
9. Of the students in #5f above, how many withdrew for related employment? **0**
10. As of the date this report was completed, how many of the students who completed or graduated were:
- a. Placed in their field of study? **6**
  - b. Placed in a related field? **3**
  - c. Placed out of field? **2**
  - d. Not available for placement due to pregnancy, death or other health-related situations? **0**
  - e. Not available for placement due to continuing education? **4**
  - f. Not available due to active military? **0**
  - g. International students not available due to visa restrictions? **0**
  - h. Enrolled in a stand-alone English as a Second Language Program? **0**
  - i. Not working? **7**
11. TOTAL: **22**  
Retention: **71.1**  
Placement: **50.0**

---

2009 Home

© 2001 - 2010 Accrediting Council for Independent Colleges and Schools. All rights reserved.  
Reproducing content presented on this site in any form is prohibited without written permission.  
For technical question/problems related to this site, please email [webmaster@acics.org](mailto:webmaster@acics.org).  
For general information, please email [info@acics.org](mailto:info@acics.org).





## \*\*\*\*\* 2009 PROGRAM DATA \*\*\*\*\*

**15661. Spencerian College, Lexington**ACICS Program Name (Code): **Medical/Clinical Assistant (51.0801)**Institutional Program Name: **Medical Assistant with Phlebotomy**Credential Awarded: **Diploma**

Length in weeks:

Day: **55** Night: **77**Credit or Hours awarded: **95**Unit of credit: **Quarter**

Minimum Number of Credits or Hours of General Education Required for Program

Completion: **0**

## Program Measurement

	Day	Night
a. Number of contact hours:	<b>1424</b>	<b>1424</b>
b. Total program tuition:	<b>21890</b>	<b>21890</b>
c. Total program fees charged:	<b>2110</b>	<b>2830</b>

Does this program have separate programmatic accreditation? **No**  
If YES, please list the accrediting agency.Is certification, licensure, or registration required to become employed in this curriculum area? **No**

If YES:

What percent of graduates who sat for examinations received a passing score in the following years?

2008: %

2007: %

2006: %

Agency administering the exam:

**ENROLLMENT DATA:**

(Includes all students for the LAST ACADEMIC YEAR July 1, 2008 to June 30, 2009).

1. Enrollment as of the beginning of this reporting period, July 1, 2008: **20**
2. Additions during the year:
  - a. New starts: **24**
  - b. Re-entries: **0**
  - c. Transfers into the program from other programs at your institution: **7**

3. Total enrollment during the reporting period: **51**
4. Of the total enrollment (#3 above), how many
- a. Enrolled without a high school diploma or equivalent? **0**
  - b. Obtained a high school diploma or its equivalent while enrolled? **0**
  - c. Enrolled in one or more courses through distance learning delivery mode? **0**
5. Of the total enrollment, how many:
- a. Transferred out of the program to other programs? **5**
    - i. Of these, how many completed or graduated from a program before transferring? **0**
  - b. Completed a program? **0**
  - c. Graduated from a program? **8**
  - d. Withdrew due to active military service? **0**
  - e. Withdrew to enroll in institution with common ownership? **1**
  - f. All other withdrawals? **13**
  - g. Are still enrolled? **24**

6. TOTAL ENROLLMENT: **51**

ADJUSTED TOTAL ENROLLMENT: **50**

7. Sum of 5b and 5c: **8**
8. Of the students listed in #7 above, how many enrolled without a high school diploma or equivalent? **0**
9. Of the students in #5f above, how many withdrew for related employment? **0**
10. As of the date this report was completed, how many of the students who completed or graduated were:
- a. Placed in their field of study? **5**
  - b. Placed in a related field? **0**
  - c. Placed out of field? **1**
  - d. Not available for placement due to pregnancy, death or other health-related situations? **0**
  - e. Not available for placement due to continuing education? **0**
  - f. Not available due to active military? **0**
  - g. International students not available due to visa restrictions? **0**
  - h. Enrolled in a stand-alone English as a Second Language Program? **0**
  - i. Not working? **2**
11. TOTAL: **8**  
Retention: **74.0**  
Placement: **62.5**

---

**2009 Home**

© 2001 - 2010 Accrediting Council for Independent Colleges and Schools. All rights reserved.  
Reproducing content presented on this site in any form is prohibited without written permission.  
For technical question/problems related to this site, please email [webmaster@adcs.org](mailto:webmaster@adcs.org).  
For general information, please email [info@adcs.org](mailto:info@adcs.org).



## \*\*\*\*\* 2009 PROGRAM DATA \*\*\*\*\*

**15661. Spencerian College, Lexington**ACICS Program Name (Code): **Medical/Clinical Assistant (51.0801 )**Institutional Program Name: **Medical Clinical Specialties**Credential Awarded: **Occupational Associate's Degree**

Length in weeks:

Day: **77** Night: **110**Credit or Hours awarded: **134**Unit of credit: **Quarter**

Minimum Number of Credits or Hours of General Education Required for Program

Completion: **20**

## Program Measurement

	Day	Night
a. Number of contact hours:	<b>2135</b>	<b>2135</b>
b. Total program tuition:	<b>34020</b>	<b>34020</b>
c. Total program fees charged:	<b>2830</b>	<b>3910</b>

Does this program have separate programmatic accreditation? **No**  
If YES, please list the accrediting agency.Is certification, licensure, or registration required to become employed in this curriculum area? **No**

If YES:

What percent of graduates who sat for examinations received a passing score in the following years?

2008: %                      2007: %                      2006: %

Agency administering the exam:

**ENROLLMENT DATA:**

(Includes all students for the LAST ACADEMIC YEAR July 1, 2008 to June 30, 2009).

1. Enrollment as of the beginning of this reporting period, July 1, 2008: **13**
2. Additions during the year:
  - a. New starts: **8**
  - b. Re-entries: **0**
  - c. Transfers into the program from other programs at your institution: **4**

3. Total enrollment during the reporting period: **25**
4. Of the total enrollment (#3 above), how many
- a. Enrolled without a high school diploma or equivalent? **0**
  - b. Obtained a high school diploma or its equivalent while enrolled? **0**
  - c. Enrolled in one or more courses through distance learning delivery mode? **1**
5. Of the total enrollment, how many:
- a. Transferred out of the program to other programs? **1**
    - i. Of these, how many completed or graduated from a program before transferring? **0**
  - b. Completed a program? **0**
  - c. Graduated from a program? **3**
  - d. Withdrew due to active military service? **0**
  - e. Withdrew to enroll in institution with common ownership? **0**
  - f. All other withdrawals? **7**
  - g. Are still enrolled? **14**
6. TOTAL ENROLLMENT: **25**
- ADJUSTED TOTAL ENROLLMENT: **25**
7. Sum of 5b and 5c: **3**
8. Of the students listed in #7 above, how many enrolled without a high school diploma or equivalent? **0**
9. Of the students in #5f above, how many withdrew for related employment? **0**
10. As of the date this report was completed, how many of the students who completed or graduated were:
- a. Placed in their field of study? **2**
  - b. Placed in a related field? **0**
  - c. Placed out of field? **1**
  - d. Not available for placement due to pregnancy, death or other health-related situations? **0**
  - e. Not available for placement due to continuing education? **0**
  - f. Not available due to active military? **0**
  - g. International students not available due to visa restrictions? **0**
  - h. Enrolled in a stand-alone English as a Second Language Program? **0**
  - i. Not working? **0**
11. TOTAL: **3**  
Retention: **72.0**  
Placement: **66.7**

---

### 2009 Home

© 2001 - 2010 Accrediting Council for Independent Colleges and Schools. All rights reserved.  
Reproducing content presented on this site in any form is prohibited without written permission.  
For technical question/problems related to this site, please email [webmaster@adcs.org](mailto:webmaster@adcs.org).  
For general information, please email [info@adcs.org](mailto:info@adcs.org).



## \*\*\*\*\* 2009 PROGRAM DATA \*\*\*\*\*

**15661. Spencerian College, Lexington**ACICS Program Name (Code): **Radiologic Technology (51.0911)**Institutional Program Name: **Limited X-Ray Machine Operator**Credential Awarded: **Diploma**

Length in weeks:

Day: **44** Night: **66**Credit or Hours awarded: **66**Unit of credit: **Quarter**

Minimum Number of Credits or Hours of General Education Required for Program

Completion: **0**

## Program Measurement

	Day	Night
a. Number of contact hours:	<b>1019</b>	<b>1019</b>
b. Total program tuition:	<b>19440</b>	<b>19440</b>
c. Total program fees charged:	<b>1750</b>	<b>2470</b>

Does this program have separate programmatic accreditation? **No**  
If YES, please list the accrediting agency.Is certification, licensure, or registration required to become employed in this curriculum area? **Yes**

If YES:

What percent of graduates who sat for examinations received a passing score in the following years?

2008: **N/A%** 2007: **100%** 2006: **83%**Agency administering the exam: **American Registry of Radiological Technologists****ENROLLMENT DATA:**

(Includes all students for the LAST ACADEMIC YEAR July 1, 2008 to June 30, 2009).

1. Enrollment as of the beginning of this reporting period, July 1, 2008: **27**
2. Additions during the year:
  - a. New starts: **35**
  - b. Re-entries: **3**
  - c. Transfers into the program from other programs at your institution: **2**

3. Total enrollment during the reporting period: **67**
4. Of the total enrollment (#3 above), how many
- a. Enrolled without a high school diploma or equivalent? **0**
  - b. Obtained a high school diploma or its equivalent while enrolled? **0**
  - c. Enrolled in one or more courses through distance learning delivery mode? **0**
5. Of the total enrollment, how many:
- a. Transferred out of the program to other programs? **5**
    - i. Of these, how many completed or graduated from a program before transferring? **0**
  - b. Completed a program? **0**
  - c. Graduated from a program? **13**
  - d. Withdrew due to active military service? **0**
  - e. Withdrew to enroll in institution with common ownership? **0**
  - f. All other withdrawals? **16**
  - g. Are still enrolled? **33**
6. TOTAL ENROLLMENT: **67**

ADJUSTED TOTAL ENROLLMENT: **67**

7. Sum of 5b and 5c: **13**
8. Of the students listed in #7 above, how many enrolled without a high school diploma or equivalent? **0**
9. Of the students in #5f above, how many withdrew for related employment? **0**
10. As of the date this report was completed, how many of the students who completed or graduated were:
- a. Placed in their field of study? **7**
  - b. Placed in a related field? **0**
  - c. Placed out of field? **0**
  - d. Not available for placement due to pregnancy, death or other health-related situations? **0**
  - e. Not available for placement due to continuing education? **3**
  - f. Not available due to active military? **0**
  - g. International students not available due to visa restrictions? **0**
  - h. Enrolled in a stand-alone English as a Second Language Program? **0**
  - i. Not working? **3**
11. TOTAL: **13**  
Retention: **76.1**  
Placement: **70.0**

---

2009 Home

© 2001 - 2010 Accrediting Council for Independent Colleges and Schools. All rights reserved.  
Reproducing content presented on this site in any form is prohibited without written permission.  
For technical question/problems related to this site, please email [webmaster@acics.org](mailto:webmaster@acics.org).  
For general information, please email [info@acics.org](mailto:info@acics.org).



\*\*\*\*\* 2009 PROGRAM DATA \*\*\*\*\*

**15661. Spencerian College, Lexington**

ACICS Program Name (Code): **Radiologic Technology (51.0911)**

Institutional Program Name: **Radiologic Technology**

Credential Awarded: **Occupational Associate's Degree**

Length in weeks:

Day: **99** Night: **0**

Credit or Hours awarded: **161**

Unit of credit: **Quarter**

Minimum Number of Credits or Hours of General Education Required for Program

Completion: **16**

**Program Measurement**

	Day	Night
a. Number of contact hours:	<b>2901</b>	<b>0</b>
b. Total program tuition:	<b>43740</b>	<b>0</b>
c. Total program fees charged:	<b>3550</b>	<b>0</b>

Does this program have separate programmatic accreditation? **Yes**  
If YES, please list the accrediting agency. **JRCERT**

Is certification, licensure, or registration required to become employed in this curriculum area? **Yes**

If YES:

What percent of graduates who sat for examinations received a passing score in the following years?

2008: **94%** 2007: **N/A%** 2006: **N/A%**

Agency administering the exam: **ARRT**

**ENROLLMENT DATA:**

(Includes all students for the LAST ACADEMIC YEAR July 1, 2008 to June 30, 2009).

1. Enrollment as of the beginning of this reporting period, July 1, 2008: **36**
2. Additions during the year:
  - a. New starts: **20**
  - b. Re-entries: **1**
  - c. Transfers into the program from other programs at your institution: **3**

15661. Spencerian College

3. Total enrollment during the reporting period: **60**
4. Of the total enrollment (#3 above), how many
  - a. Enrolled without a high school diploma or equivalent? **0**
  - b. Obtained a high school diploma or its equivalent while enrolled? **0**
  - c. Enrolled in one or more courses through distance learning delivery mode? **0**
5. Of the total enrollment, how many:
  - a. Transferred out of the program to other programs? **3**
    - i. Of these, how many completed or graduated from a program before transferring? **0**
  - b. Completed a program? **0**
  - c. Graduated from a program? **16**
  - d. Withdrew due to active military service? **0**
  - e. Withdrew to enroll in institution with common ownership? **0**
  - f. All other withdrawals? **8**
  - g. Are still enrolled? **33**

6. TOTAL ENROLLMENT: **60**

ADJUSTED TOTAL ENROLLMENT: **60**

7. Sum of 5b and 5c: **16**
8. Of the students listed in #7 above, how many enrolled without a high school diploma or equivalent? **0**
9. Of the students in #5f above, how many withdrew for related employment? **0**
10. As of the date this report was completed, how many of the students who completed or graduated were:
  - a. Placed in their field of study? **8**
  - b. Placed in a related field? **0**
  - c. Placed out of field? **2**
  - d. Not available for placement due to pregnancy, death or other health-related situations? **0**
  - e. Not available for placement due to continuing education? **1**
  - f. Not available due to active military? **0**
  - g. International students not available due to visa restrictions? **0**
  - h. Enrolled in a stand-alone English as a Second Language Program? **0**
  - i. Not working? **5**
11. TOTAL: **16**  
 Retention: **86.7**  
 Placement: **53.3**

#### 2009 Home

© 2001 - 2010 Accrediting Council for Independent Colleges and Schools. All rights reserved.  
 Reproducing content presented on this site in any form is prohibited without written permission.  
 For technical question/problems related to this site, please email [webmaster@ackcs.org](mailto:webmaster@ackcs.org).  
 For general information, please email [info@ackcs.org](mailto:info@ackcs.org).



# NO RECESSION FOR SPENCERIAN GRADS - CHECK OUT 10 YEARS OF EMPLOYMENT SUCCESS

## 10 Year record of Spencerian College's GRADUATE EMPLOYMENT SUCCESS

PROGRAMS	2007	2006	2005	2004	2003	2002	2001	2000	1999	1998
Accounting Diploma	**	100%	100%	**	**	100%	100%	100%	100%	100%
Executive Assistant	**	100%	**	**	100%	**	100%	100%	100%	**
Medical Assistant	100%	100%	100%	100%	100%	100%	100%	100%	100%	100%
Medical Transcriptionist	95%	96%	100%	98%	98%	97.5%	96.8%	100%	98.6%	100%
Practical Nursing	88%	89%	100%	100%	100%	**	100%	100%	100%	100%
Medical Administrative Assistant	**	**	100%	100%	100%	**	100%	100%	100%	95%
Office Professional	100%	90%	100%	100%	100%	100%	100%	100%	100%	100%
Clinical Assistant	**	**	100%	100%	**	100%	100%	100%	100%	100%
Computer Applications Specialist	100%	98%	**	100%	100%	100%	100%	100%	100%	100%
Medical Administrative Management (AAS)	100%	100%	100%	100%	98%	100%	100%	100%	100%	100%
Accounting and Management (AAS)	**	**	**	100%	100%	100%	100%	93%	100%	80%
Business Office Management (AAS)	87%	90%	92%	95.5%	99%	100%	100%	100%	100%	New
Phlebotomy	88%	85%	94.5%	95.5%	100%	100%	100%	100%	100%	New
Limited Medical Radiography	72%	87%	88%	88%	100%	100%	100%	New	New	New
Health Unit Coordinator	80%	89%	88%	88%	80%	**	**	New	New	New
Healthcare Reimbursement Specialist (AAS)	100%	100%	100%	100%	100%	100%	100%	New	New	New
Medical Clinical Specialist	95%	97%	97%	97%	95%	98.5%	100%	New	New	New
Surgical Technologist	100%	98%	98%	94%	100%	100%	100%	New	New	New
Associate Degree Nursing	67%	92%	100%	100%	100%	**	**	New	New	New
Medical Coding Specialist	97%	99%	100%	100%	100%	100%	100%	New	New	New
Radiologic Technologist (AAS)	67%	67%	89%	89%	100%	100%	100%	New	New	New
Invasive Cardiovascular Technology (AAS)	100%	100%	100%	100%	100%	**	**	New	New	New
Medical Laboratory Technician (AAS)	New	New	New	New	New	New	New	New	New	New
Massage Therapy	90.9%	94.4%	97.1%	98%	99.6%	99.5%	99.8%	99.9%	99.9%	97.7%

### Totals For All Programs

These statistics reflect those graduates who were available for employment. To be counted as employed, graduates must have accepted a position related to their Spencerian College education. Graduates not included are those continuing their education, those who sign a statement that they are unavailable for employment or do not need assistance, and those who have moved and the college can not locate.

\* Employment statistics for 2007 and every year after are based on the Accrediting Council of Independent Colleges and Schools (ACICS) reporting year of July 1 to June 30. These statistics are updated each October.

\* Employment statistics for 1998-2006 are based on the calendar year. These statistics were updated each April.

\* Employment statistics for 1998-2006 are based on the calendar year, starting with current position, holding for internal promotion, travel, etc. updated each October.

\*\* No graduates were available for employment that year due to continuing education, starting with current position, holding for internal promotion, travel, etc. updated each October.

\*\* Spencerian College retains the right to renege programs of study, hours of classes, the school calendar and/or any other material listed in this publication without prior notice.

## Alumni Privileges

### Lifetime Graduate Employment Assistance

The entire philosophy of Spencerian College focuses on career preparation. The Career Services Department is the final link in our teamwork chain to assist you in efforts in making your career goals become a reality. This unlimited service is available to you as a graduate at no additional cost.

### Nationwide Network Employment Assistance

Affiliated Campuses: Graduates of Spencerian College may receive employment assistance from any of The Sullivan University System campuses.

Nationwide Network: The Career Services Department will initiate efforts with colleges in other U.S. cities when graduates relocate and need employment assistance.

Your credentials will be forwarded to a college in the area of your relocation so that you may receive employment assistance anywhere in the country.

### Lifetime Review Privileges

It is important that throughout your career your skills continue to be as proficient as the day you graduated. There may be situations which occur that do not allow you to use a particular skill for a period of time. Review privileges are available to you as a graduate of Spencerian College. This allows you to retake any course previously taken, at no additional cost, as long as the course is offered and the course content remains the same. Approval must be given by the Director of Education and a seat must be available.



EXHIBIT

tabbies

H

# www.spencerian.edu

The screenshot displays the website for Spencerian College. At the top, the URL 'www.spencerian.edu' is prominently featured. Below the header, a navigation bar includes links for 'About Us', 'Financial Assistance', 'Career Programs', 'Academic Info', and 'Grad Success'. The main content area is titled 'About Us' and 'Objectives...'. It states the college's mission: 'The mission of Spencerian College is to provide men and women with quality training for careers in the business and technical professions. This mission is met through providing the following:'. A list of five objectives follows, each preceded by a bullet point. To the right of the text, there is a circular image of a building, a '98.0% Graduate Employment Success' statistic, and a 'Plugged In 5' logo. On the far right, there are links for 'Contact Info Request', 'STUDENT GALLERY', and 'View Latest Student Work'. The bottom of the page features a large banner with the text 'Your future begins at Spencerian College!'.

**About Us**  
**Objectives...**

The mission of Spencerian College is to provide men and women with quality training for careers in the business and technical professions. This mission is met through providing the following:

- **A Favorable Environment For Learning** that includes a faculty that is academically and professionally prepared to assist each student toward relevant employment
- **An Experienced Administration** interested in, and receptive to, new ideas and concepts for continued improvement of the college and its programs of study.
- **State-of-the-Art Equipment and Facilities** so that graduates will be able to utilize their training on this equipment in their initial employment.
- **Continuous Evaluation and Appraisal** of every facet within the college's program, ensuring relevance to the needs and demands of business and of the community, and ensuring effectiveness in preparing the graduate for career success.
- **An Employment Service** for graduates that provides meaningful assistance in matching the graduate to available openings, leading to successful employment for each graduate of the college.

**98.0%**  
Graduate Employment Success

**Plugged In 5**  
Spencerian College News

**Contact Info Request**  
**STUDENT GALLERY**  
View Latest Student Work

**Your future begins at Spencerian College!**

EXHIBIT

tabbles



## \*\*\*\*\*2008 INSTITUTION DATA\*\*\*\*\*

**15661. Spencerian College, Lexington****ENROLLMENT DATA:**

(Includes all students for the LAST ACADEMIC YEAR July 1, 2007 to June 30, 2008.)

1. Enrollment as of the beginning of this reporting period, July 1, 2007: **559**
2. Additions during the year:
  - a. New starts: **505**
  - b. Re-entries: **50**
3. Total enrollment during the reporting period: **1114**
4. Of the total enrollment (#3 above), how many:
  - a. Enrolled without a high school diploma or equivalent? **10**
  - b. Obtained a high school diploma or its equivalent while enrolled? **0**
  - c. Enrolled in one or more courses through distance learning delivery mode? **0**
5. Of your institution's total enrollment, how many:
  - a. Were enrolled in less than a full program? **19**
  - b. Completed a program? **0**
  - c. Graduated from a program? **203**
  - d. Withdrew due to active military service? **0**
  - e. Withdrew to enroll in institution with common ownership? **0**
  - f. All other withdrawals? **320**
  - g. Are still enrolled? **572**
6.
  - a. TOTAL ENROLLMENT: **1114**
  - b. ADJUSTED TOTAL ENROLLMENT: **1114**
7. Sum of #5b and #5c: **203**
8. Of the students listed in #7 above, how many enrolled without a high school diploma or equivalent? **0**
9. Of the students in #5f above, how many withdrew for related employment? **0**
10. As of the date this report was completed, how many of the students who completed or graduated were:
  - a. Placed in their field of study? **97**
  - b. Placed in a related field? **16**
  - c. Placed out of field? **42**
  - d. Not available for placement due to pregnancy, death or other health-related situations? **7**
  - e. Not available for placement due to continuing education? **14**
  - f. Not available due to active military? **2**
  - g. International students not available due to visa restrictions? **0**
  - h. Completers and graduates from a stand-alone English as a Second Language Program? **0**

I. Not working? **25**

11. TOTAL (should equal completers/ graduates reported above) **203**  
Retention: **71.3%**  
Placement: **62.8%**

#### CONTRACT TRAINING

12. Indicate if your institution participated with a federal, state or local government entity (including GI Bill, JTPA, Vocrehab, VEA or AEA), other company or organization whereby your institution was responsible for providing training to the contracted students including students who were incarcerated at the time of training? **Yes**
13. Did your institution participate in any third party contractual programs with another organization or educational institution whereby the other organization had the obligation to provide a portion of your students' training? **No**

#### FACULTY DATA

- |  | Full-Time | Part-Time |
|--|-----------|-----------|
| 14. Faculty as of the beginning of this reporting period.                | <b>34</b> | <b>28</b> |
| a. Additions during the reporting period.                                | <b>1</b>  | <b>16</b> |
| b. Permanent terminations and resignations during this reporting period. | <b>4</b>  | <b>28</b> |
| 15. Faculty at the end of this period                                    | <b>31</b> | <b>16</b> |
| 16. What is the average student-faculty ratio? <b>9:1</b>                |           |           |

#### LEGAL/REGULATORY DATA

17. Have there been any:  
a. Suits/legal actions, judgments, or settlements concerning the institution? **No**  
b. Program reviews or I.G. audits during this period? (by the U.S. Department of Education) **No**

If yes to either #17a or #17b, please explain below:

#### INSTITUTIONAL DEFAULT DATA

18. What was your institution's annual cohort default rate for:  
2003: **6.5%**      2004: **6.5%**      2005: **7.6%**
- a. Do you believe that these rates are accurate? **Yes**  
b. Have you filed an appeal with the Department of Education concerning your institution's default rate or loss of eligibility? **No**  
c. What percentage of the students enrolled on June 30, 2008, are participating

in any of the Federal Student Loan Programs? **86%**

**DEMOGRAPHIC INFORMATION**

19. **Urban area with a population of 150,000-500,000**
  20. Breakdown of enrollment from question #3. Please enter number of:
    - a. Female students **650**
    - b. Male students **464**
- 

**2008 Home**

© 2001 - 2010 Accrediting Council for Independent Colleges and Schools. All rights reserved.  
Reproducing content presented on this site in any form is prohibited without written permission.  
For technical question/problems related to this site, please email [webmaster@acics.org](mailto:webmaster@acics.org).  
For general information, please email [info@acics.org](mailto:info@acics.org).



\*\*\*\*\*2009 INSTITUTION DATA\*\*\*\*\*

**15661. Spencerian College, Lexington**

**ENROLLMENT DATA:**

(Includes all students for the LAST ACADEMIC YEAR July 1, 2008 to June 30, 2009.)

1. Enrollment as of the beginning of this reporting period, July 1, 2008: **572**
2. Additions during the year:
  - a. New starts: **510**
  - b. Re-entries: **31**
3. Total enrollment during the reporting period: **1113**
4. Of the total enrollment (#3 above), how many:
  - a. Enrolled without a high school diploma or equivalent? **8**
  - b. Obtained a high school diploma or its equivalent while enrolled? **0**
  - c. Enrolled in one or more courses through distance learning delivery mode? **8**
5. Of your institution's total enrollment, how many:
  - a. Were enrolled in less than a full program? **17**
  - b. Completed a program? **5**
  - c. Graduated from a program? **227**
  - d. Withdrew due to active military service? **0**
  - e. Withdrew to enroll in institution with common ownership? **7**
  - f. All other withdrawals? **288**
  - g. Are still enrolled? **569**
6. a. TOTAL ENROLLMENT: **1113**  
b. ADJUSTED TOTAL ENROLLMENT: **1106**
7. Sum of #5b and #5c: **232**
8. Of the students listed in #7 above, how many enrolled without a high school diploma or equivalent? **0**
9. Of the students in #5f above, how many withdrew for related employment? **0**
10. As of the date this report was completed, how many of the students who completed or graduated were:
  - a. Placed in their field of study? **92**
  - b. Placed in a related field? **10**
  - c. Placed out of field? **26**
  - d. Not available for placement due to pregnancy, death or other health-related situations? **2**
  - e. Not available for placement due to continuing education? **39**
  - f. Not available due to active military? **0**
  - g. International students not available due to visa restrictions? **0**
  - h. Completers and graduates from a stand-alone English as a Second Language Program? **0**

i. Not working? **63**

11. TOTAL (should equal completers/ graduates reported above) **232**  
Retention: **74.0%**  
Placement: **53.4%**

**CONTRACT TRAINING**

12. Indicate if your institution participated with a federal, state or local government entity (including GI Bill, JTPA, VOCREHAB, VEA or AEA), other company or organization whereby your institution was responsible for providing training to the contracted students including students who were incarcerated at the time of training? **No**
13. Did your institution participate in any third party contractual programs with another organization or educational institution whereby the other organization had the obligation to provide a portion of your students' training? **No**

**FACULTY DATA**

- |  | Full-Time | Part-Time |
|--|-----------|-----------|
| 14. Faculty as of the beginning of this reporting period.                | <b>31</b> | <b>19</b> |
| a. Additions during the reporting period.                                | <b>3</b>  | <b>23</b> |
| b. Permanent terminations and resignations during this reporting period. | <b>9</b>  | <b>10</b> |
| 15. Faculty at the end of this period                                    | <b>25</b> | <b>32</b> |
| 16. What is the average student-faculty ratio? <b>7:1</b>                |           |           |

**LEGAL/REGULATORY DATA**

17. Have there been any:  
a. Suits/legal actions, judgments, or settlements concerning the institution? **No**  
b. Program reviews or I.G. audits during this period? (by the U.S. Department of Education) **No**

If yes to either #17a or #17b, please explain below:

**INSTITUTIONAL DEFAULT DATA**

18. What was your institution's annual cohort default rate for:  
2004: **7.6%**      2005: **9%**      2006: **10%**
- a. Do you believe that these rates are accurate? **Yes**  
b. Have you filed an appeal with the Department of Education concerning your institution's default rate or loss of eligibility? **No**  
c. What percentage of the students enrolled on June 30, 2009, are participating

In any of the Federal Student Loan Programs? **94%**

**DEMOGRAPHIC INFORMATION**

19. Urban area with a population of 150,000-500,000

20. Breakdown of enrollment from question #3. Please enter number of:

a. Female students **656**

b. Male students **457**

---

**2009 Home**

© 2001 - 2010 Accrediting Council for Independent Colleges and Schools. All rights reserved.  
Reproducing content presented on this site in any form is prohibited without written permission.  
For technical question/problems related to this site, please email [webmaster@acics.org](mailto:webmaster@acics.org).  
For general information, please email [info@acics.org](mailto:info@acics.org).





## \*\*\*\*\*2010 INSTITUTION DATA\*\*\*\*\*

**15661. Spencerian College, Lexington****ENROLLMENT DATA:**

(Includes all students for the LAST ACADEMIC YEAR July 1, 2009 to June 30, 2010).

1. Enrollment as of the beginning of this reporting period, July 1, 2009: **584**
2. Additions during the year:
  - a. New starts: **518**
  - b. Re-entries: **78**
3. Total enrollment during the reporting period: **1180**
4. How many students reported as part of the enrollment as of the beginning of this reporting period (#1) were also reported as new starts (#2a) during this same reporting period?: **80**
5. Total unduplicated headcount during the reporting period (3 - 4): **1100**
6. Of the total unduplicated enrollment (#5 above), how many:
  - a. Enrolled without a high school diploma or equivalent? **0**
  - b. Obtained a high school diploma or its equivalent while enrolled? **0**
  - c. Enrolled in one or more courses through distance learning delivery mode? **25**
7. Of the number of students enrolled in one or more courses through distance learning (6c), how many:
  - a. Were at least partially on-ground students but enrolled in one or more distance learning courses (hybrid)? **25**
  - b. Were classified as fully online or 100% distance learning students? **0**
8. Of your institution's total enrollment, how many:
  - a. Were enrolled in less than a full program? **5**
  - b. Completed a program? **3**
  - c. Graduated from a program? **194**
  - d. Withdrew due to active military service? **2**
  - e. Withdrew to enroll in institution with common ownership? **8**
  - f. All other withdrawals? **385**
  - g. Are still enrolled? **583**
9. TOTAL ENROLLMENT: **1180**
10. ADJUSTED TOTAL UNDUPLICATED ENROLLMENT: **1092**
11. Total Graduates and Completers (#8b + #8c): **197**
12. Of the students listed in #11 above, how many enrolled without a high school diploma or equivalent? **0**
13. Of the students in #8f above, how many withdrew for related employment? **0**

14. As of the date this report was completed, how many of the students who completed or graduated were:
- a. Placed in their field of study? **92**
  - b. Placed in a related field? **8**
  - c. Placed out of field? **28**
  - d. Not available for placement due to pregnancy, death or other health-related situations? **3**
  - e. Not available for placement due to continuing education? **23**
  - f. Not available due to active military? **0**
  - g. International students not available due to visa restrictions? **0**
  - h. Completers and graduates from a stand-alone English as a Second Language Program? **0**
  - i. Not working? **43**
15. TOTAL (should equal total graduates and completers reported in #11 above): **197**  
Retention: **64.7%**  
Placement: **58.5%**

**CONTRACT TRAINING**

16. Indicate if your institution participated with a federal, state or local government entity (including GI Bill, JTPA, Vocrehab, VEA or AEA), other company or organization whereby your institution was responsible for providing training to the contracted students including students who were incarcerated at the time of training?  
**No**
17. Did your institution participate in any third party contractual programs with another organization or educational institution whereby the other organization had the obligation to provide a portion of your students' training? **No**

**INTER-INSTITUTIONAL COLLABORATION**

18. Does the institution participate in a Consortium agreement with another entity? **No**
19. Does the institution serve as a Host Institution under a Consortium arrangement?  
**No**
20. Is the Consortium agreement among institutions operated by the owning corporation? **No**

**21. FACULTY DATA**

	Full-Time	Part-Time
Faculty as of the beginning of this reporting period.	<b>28</b>	<b>32</b>
a. Additions during the reporting period.	<b>4</b>	<b>25</b>
b. Permanent terminations and resignations during this reporting period.	<b>3</b>	<b>34</b>
22. Faculty at the end of this period	<b>29</b>	<b>23</b>
23. What is the average student-faculty ratio? <b>8 :1</b>		

**LEGAL/REGULATORY DATA**

24. Have there been any:
- a. Suits/legal actions, judgments, or settlements concerning the institution? **No**
  - b. Program reviews or I.G. audits during this period? (by the U.S. Department of Education) **No**

If yes to either #17a or #17b, please explain below:

**INSTITUTIONAL DEFAULT DATA**

25. What was your institution's annual cohort default rate for:
- 2005: **9%**      2006: **10%**      2007: **13.5%**
- a. Do you believe that these rates are accurate? **Yes**
  - b. Have you filed an appeal with the Department of Education concerning your institution's default rate or loss of eligibility? **No**
  - c. What percentage of the students enrolled on June 30, 2010, are participating in any of the Federal Student Loan Programs? **95%**

**DEMOGRAPHIC INFORMATION**

26. **Urban area with a population of 150,000-500,000**
27. Breakdown of enrollment from question #3. Please enter number of:
- a. Female students **637**
  - b. Male students **463**

---

**2010 Home**

© 2001 - 2010 Accrediting Council for Independent Colleges and Schools. All rights reserved.  
Reproducing content presented on this site in any form is prohibited without written permission.  
For technical question/problems related to this site, please email [webmaster@acics.org](mailto:webmaster@acics.org).  
For general information, please email [info@acics.org](mailto:info@acics.org).

EXHIBIT

tabbies

M

# CAREER SCHOOLS GUIDE

SEARCH FOR SCHOOLS TO ADVANCE YOUR CAREER OR EDUCATION

careerschoolsguide.com

ALL SCHOOLS | BOOKMARK | PAYING FOR COLLEGE | FAQ | BOOKSTORE | 2108 SCHOOLS IN DIRECTORY



Spencerian College

## Spencerian College Louisville, Kentucky

Founded in 1892.

Accredited by:

Accrediting Council for Independent Colleges and Schools (ACICS)

[What is accreditation?](#)

Financial assistance is available to those who qualify.

[How can I pay for college?](#)

From Spencerian College: "Find out how one of the schools in the Sullivan University System, including Spencerian College, can help you get the skills you need for a rewarding career in business, technology, medicine, design, culinary arts, or law. Choose an accelerated degree program and earn a Bachelor's Degree in just three years. Take advantage of a 99 percent job placement rate. Focus your learning on the courses you'll need to get your career started. Click to learn more about what Spencerian College has to offer."

If a general education search site appears when you click through, this campus is not accepting further information requests until the first of the month. However, you may search the site for other schools.

**click here to request information**

PROGRAMS	OFFERS
Healthcare	<b>B D</b>
Healthcare/Billing & Coding	<b>E D</b>
Healthcare/Massage Therapy	<b>B D</b>
Healthcare/Medical Assist	<b>E D</b>
Healthcare/Phlebotomy Tech	<b>B D</b>
Healthcare/Radiology	<b>E D</b>
Computer / Click Here	<b>C</b>

**A** Associate **B** Bachelor **C** Certificate **D** Diploma **M** Master

Additional programs may be available. Visit school's site for latest information.

Search by zip code

Search by keyword

Search by location

Search by location

Advertising

Agriculture

Architecture

Arts & Design

Automotive

Aviation

Business

Christian

Computer

Construction

Cosmetology

Criminal Justice

Culinary

Education

Electronics

Engineering

Fashion

Fitness and Spa

General Studies

Graphic Design

Healthcare

Hospitality

Industrial Design

Interior Design

Legal

Math & Science

Media & PR

Multimedia

Office Admin


Performing Arts

Psychology

Trucking

Veterinary

10506. Spencerian College



Page 1 of 1



[Main Page](#)

[2007 Home](#)

[Log out](#)

ACCREDITING COUNCIL FOR INDEPENDENT COLLEGES AND SCHOOLS  
750 FIRST STREET, NE, SUITE 980  
WASHINGTON, D.C. 20002-4241  
(202) 336-6780

\*\*\*\*\*  
**2007 ANNUAL INSTITUTIONAL REPORT**  
**FOR THE YEAR JULY 1, 2006 TO JUNE 30, 2007**  
\*\*\*\*\*

Code: 10506

Name:

City:

State:

Country:

Level:

Type:

Prepared by

Name: Lynnette Kennedy

Title: Registrar

Checked by

Name: Jan Gordon

Title: Executive Director

[continue...](#)

© 2001 - 2010 Accrediting Council for Independent Colleges and Schools. All rights reserved.  
Reproducing content presented on this site in any form is prohibited without written permission.  
For technical question/problems related to this site, please email [webmaster@acics.org](mailto:webmaster@acics.org).  
For general information, please email [info@acics.org](mailto:info@acics.org).



## \*\*\*\*\*2007 INSTITUTION DATA\*\*\*\*\*

**10506. Spencerian College, Louisville****ENROLLMENT DATA:**

(Includes all students for the LAST ACADEMIC YEAR July 1, 2006 to June 30, 2007.)

1. Enrollment as of the beginning of this reporting period, July 1, 2006: **1157**
2. Additions during the year:
  - a. New starts: **1019**
  - b. Re-entries: **113**
3. Total enrollment during the reporting period: **2289**
4. Of the total enrollment (#3 above), how many:
  - a. Enrolled without a high school diploma or equivalent? **0**
  - b. Obtained a high school diploma or its equivalent while enrolled? **0**
  - c. Enrolled in one or more courses through distance learning delivery mode? **488**
5. Of your institution's total enrollment, how many:
  - a. Were enrolled in less than a full program? **0**
  - b. Completed a program? **0**
  - c. Graduated from a program? **499**
  - d. Withdrew due to active military service? **0**
  - e. Withdrew to enroll in institution with common ownership? **0**
  - f. All other withdrawals? **737**
  - g. Are still enrolled? **1053**
6. a. TOTAL ENROLLMENT: **2289**  
b. ADJUSTED TOTAL ENROLLMENT:
7. Sum of #5b and #5c: **499**
8. Of the students listed in #7 above, how many enrolled without a high school diploma or equivalent? **0**
9. Of the students in #5f above, how many withdrew for related employment? **13**
10. As of the date this report was completed, how many of the students who completed or graduated were:
  - a. Placed in their field of study? **327**
  - b. Placed in a related field? **38**
  - c. Placed out of field? **23**
  - d. Not available for placement due to pregnancy, death or other health-related situations? **11**
  - e. Not available for placement due to continuing education? **58**
  - f. Not available due to active military? **1**
  - g. International students not available due to visa restrictions? **0**
  - h. Completers and graduates from a stand-alone English as a Second Language

Program? **0**I. Not working? **41**

11. TOTAL (should equal completers/ graduates reported above) **499**  
Retention: **67.8%**  
Placement: **85.1%**

**CONTRACT TRAINING**

12. Indicate if your institution participated with a federal, state or local government entity (including GI Bill, JTPA, Vocrehab, VEA or AEA), other company or organization whereby your institution was responsible for providing training to the contracted students including students who were incarcerated at the time of training? **Yes**
13. Did your institution participate in any third party contractual programs with another organization or educational institution whereby the other organization had the obligation to provide a portion of your students' training? **Yes**

**FACULTY DATA**

- |  | Full-Time | Part-Time |
|--|-----------|-----------|
| 14. Faculty as of the beginning of this reporting period.                | <b>44</b> | <b>47</b> |
| a. Additions during the reporting period.                                | <b>17</b> | <b>30</b> |
| b. Permanent terminations and resignations during this reporting period. | <b>15</b> | <b>21</b> |
| 15. Faculty at the end of this period                                    | <b>46</b> | <b>56</b> |
| 16. What is the average student-faculty ratio? <b>12:1</b>               |           |           |

**LEGAL/REGULATORY DATA**

17. Have there been any:  
a. Suits/legal actions, judgments, or settlements concerning the institution? **Yes**  
b. Program reviews or I.G. audits during this period? (by the U.S. Department of Education) **No**

If yes to either #17a or #17b, please explain below:  
One pending lawsuit from 2 years ago pertaining to RN students who failed a course.

**INSTITUTIONAL DEFAULT DATA**

18. What was your institution's annual cohort default rate for:  
2002: **6.5%**      2003: **6.5%**      2004: **7.6%**  
a. Do you believe that these rates are accurate? **Yes**  
b. Have you filed an appeal with the Department of Education concerning your



[Main Page](#)

[2008 Home](#)

[Log out](#)

ACCREDITING COUNCIL FOR INDEPENDENT COLLEGES AND SCHOOLS  
750 FIRST STREET, NE, SUITE 980  
WASHINGTON, D.C. 20002-4241  
(202) 336-6780

\*\*\*\*\*  
**2008 ANNUAL INSTITUTIONAL REPORT**  
**FOR THE YEAR JULY 1, 2007 TO JUNE 30, 2008**  
\*\*\*\*\*

Code: 10506  
Name: Spencerian College  
City: Louisville  
State: KY  
Country: USA  
Level: Occupational associate's degree  
Type: For profit

Prepared by  
Name: Lynette Kennedy  
Title: Registrar

Checked by  
Name: Jan M. Gordon  
Title: Executive Director

[continue...](#)

© 2001 - 2010 Accrediting Council for Independent Colleges and Schools. All rights reserved.  
Reproducing content presented on this site in any form is prohibited without written permission.  
For technical question/problems related to this site, please email [webmaster@acics.org](mailto:webmaster@acics.org).  
For general information, please email [info@acics.org](mailto:info@acics.org).





## \*\*\*\*\*2008 INSTITUTION DATA\*\*\*\*\*

**10506. Spencerian College, Louisville****ENROLLMENT DATA:**

(Includes all students for the LAST ACADEMIC YEAR July 1, 2007 to June 30, 2008.)

1. Enrollment as of the beginning of this reporting period, July 1, 2007: **1053**
2. Additions during the year:
  - a. New starts: **981**
  - b. Re-entries: **95**
3. Total enrollment during the reporting period: **2129**
4. Of the total enrollment (#3 above), how many:
  - a. Enrolled without a high school diploma or equivalent? **0**
  - b. Obtained a high school diploma or its equivalent while enrolled? **0**
  - c. Enrolled in one or more courses through distance learning delivery mode?  
**414**
5. Of your institution's total enrollment, how many:
  - a. Were enrolled in less than a full program? **0**
  - b. Completed a program? **0**
  - c. Graduated from a program? **490**
  - d. Withdrew due to active military service? **1**
  - e. Withdrew to enroll in institution with common ownership? **17**
  - f. All other withdrawals? **589**
  - g. Are still enrolled? **1032**
6. a. TOTAL ENROLLMENT: **2129**  
b. ADJUSTED TOTAL ENROLLMENT: **2112**
7. Sum of #5b and #5c: **490**
8. Of the students listed in #7 above, how many enrolled without a high school diploma or equivalent? **0**
9. Of the students in #5f above, how many withdrew for related employment? **7**
10. As of the date this report was completed, how many of the students who completed or graduated were:
  - a. Placed in their field of study? **334**
  - b. Placed in a related field? **12**
  - c. Placed out of field? **16**
  - d. Not available for placement due to pregnancy; death or other health-related situations? **7**
  - e. Not available for placement due to continuing education? **63**
  - f. Not available due to active military? **1**
  - g. International students not available due to visa restrictions? **0**
  - h. Completers and graduates from a stand-alone English as a Second Language

- Program? **0**  
I. Not working? **57**

11. TOTAL (should equal completers/ graduates reported above) **490**  
Retention: **72.1%**  
Placement: **82.6%**

#### CONTRACT TRAINING

12. Indicate if your institution participated with a federal, state or local government entity (including GI Bill, JTPA, Vocrehab, VEA or AEA), other company or organization whereby your institution was responsible for providing training to the contracted students including students who were incarcerated at the time of training? **Yes**
13. Did your institution participate in any third party contractual programs with another organization or educational institution whereby the other organization had the obligation to provide a portion of your students' training? **Yes**

#### FACULTY DATA

- |  | Full-Time | Part-Time |
|--|-----------|-----------|
| 14. Faculty as of the beginning of this reporting period.                | <b>46</b> | <b>56</b> |
| a. Additions during the reporting period.                                | <b>6</b>  | <b>17</b> |
| b. Permanent terminations and resignations during this reporting period. | <b>7</b>  | <b>19</b> |
| 15. Faculty at the end of this period                                    | <b>45</b> | <b>54</b> |
| 16. What is the average student-faculty ratio? <b>12:1</b>               |           |           |

#### LEGAL/REGULATORY DATA

17. Have there been any:  
a. Suits/legal actions, judgments, or settlements concerning the institution? **Yes**  
b. Program reviews or I.G. audits during this period? (by the U.S. Department of Education) **No**

If yes to either #17a or #17b, please explain below:  
One pending lawsuit from 3 years ago pertaining to RN students who failed a class.  
There has been nothing done on this case.

#### INSTITUTIONAL DEFAULT DATA

18. What was your institution's annual cohort default rate for:  
2003: **6.5%**      2004: **7.6%**      2005: **9.0%**
- a. Do you believe that these rates are accurate? **Yes**  
b. Have you filed an appeal with the Department of Education concerning your



[Main Page](#)

[2009 Home](#)

[Log out](#)

ACCREDITING COUNCIL FOR INDEPENDENT COLLEGES AND SCHOOLS  
750 FIRST STREET, NE, SUITE 980  
WASHINGTON, D.C. 20002-4241  
(202) 336-6780

\*\*\*\*\*  
**2009 ANNUAL INSTITUTIONAL REPORT**  
**FOR THE YEAR JULY 1, 2008 TO JUNE 30, 2009**  
\*\*\*\*\*

Code: **10506**  
Name: **Spencerian College**  
City: **Louisville**  
State: **KY**  
Country: **USA**  
Level: **Occupational associate's degree**  
Type: **For profit**

Prepared by  
Name: **Paula OLeary**  
Title: **Registrar**

Checked by  
Name: **Jan M. Gordon**  
Title: **Executive Director**

[continue...](#)

© 2001 - 2010 Accrediting Council for Independent Colleges and Schools. All rights reserved.  
Reproducing content presented on this site in any form is prohibited without written permission.  
For technical question/problems related to this site, please email [webmaster@acics.org](mailto:webmaster@acics.org).  
For general information, please email [info@acics.org](mailto:info@acics.org).



## \*\*\*\*\*2009 INSTITUTION DATA\*\*\*\*\*

**10506. Spencerian College, Louisville****ENROLLMENT DATA:**

(Includes all students for the LAST ACADEMIC YEAR July 1, 2008 to June 30, 2009.)

1. Enrollment as of the beginning of this reporting period, July 1, 2008: **1032**
2. Additions during the year:
  - a. New starts: **1104**
  - b. Re-entries: **115**
3. Total enrollment during the reporting period: **2251**
4. Of the total enrollment (#3 above), how many:
  - a. Enrolled without a high school diploma or equivalent? **0**
  - b. Obtained a high school diploma or its equivalent while enrolled? **0**
  - c. Enrolled in one or more courses through distance learning delivery mode?  
**296**
5. Of your institution's total enrollment, how many:
  - a. Were enrolled in less than a full program? **0**
  - b. Completed a program? **0**
  - c. Graduated from a program? **526**
  - d. Withdrew due to active military service? **0**
  - e. Withdrew to enroll in institution with common ownership? **20**
  - f. All other withdrawals? **606**
  - g. Are still enrolled? **1099**
6.
  - a. TOTAL ENROLLMENT: **2251**
  - b. ADJUSTED TOTAL ENROLLMENT: **2231**
7. Sum of #5b and #5c: **526**
8. Of the students listed in #7 above, how many enrolled without a high school diploma or equivalent? **0**
9. Of the students in #5f above, how many withdrew for related employment? **0**
10. As of the date this report was completed, how many of the students who completed or graduated were:
  - a. Placed in their field of study? **313**
  - b. Placed in a related field? **25**
  - c. Placed out of field? **4**
  - d. Not available for placement due to pregnancy, death or other health-related situations? **14**
  - e. Not available for placement due to continuing education? **89**
  - f. Not available due to active military? **3**
  - g. International students not available due to visa restrictions? **0**
  - h. Completers and graduates from a stand-alone English as a Second Language

Program? 0

i. Not working? 78

11. TOTAL (should equal completers/ graduates reported above) **526**  
 Retention: **72.8%**  
 Placement: **80.5%**

**CONTRACT TRAINING**

12. Indicate if your institution participated with a federal, state or local government entity (including GI Bill, JTPA, VOCREHAB, VEA or AEA), other company or organization whereby your institution was responsible for providing training to the contracted students including students who were incarcerated at the time of training? **Yes**
13. Did your institution participate in any third party contractual programs with another organization or educational institution whereby the other organization had the obligation to provide a portion of your students' training? **Yes**

**FACULTY DATA**

- |  | Full-Time | Part-Time |
|--|-----------|-----------|
| 14. Faculty as of the beginning of this reporting period.                | <b>45</b> | <b>54</b> |
| a. Additions during the reporting period.                                | <b>5</b>  | <b>15</b> |
| b. Permanent terminations and resignations during this reporting period. | <b>3</b>  | <b>10</b> |
| 15. Faculty at the end of this period                                    | <b>47</b> | <b>59</b> |
16. What is the average student-faculty ratio? **13:1**

**LEGAL/REGULATORY DATA**

17. Have there been any:  
 a. Suits/legal actions, judgments, or settlements concerning the institution? **Yes**  
 b. Program reviews or I.G. audits during this period? (by the U.S. Department of Education) **No**

If yes to either #17a or #17b, please explain below:

We were awarded summary judgement for the three year old lawsuit concerning RN students who failed a class. We have a lawsuit pending because a student failed a course for plagiarism, another because a student has a latex allergy and cannot complete the program and another suit because a student was stuck with a needle at a clinical site.

**INSTITUTIONAL DEFAULT DATA**

18. What was your institution's annual cohort default rate for:  
 2004: **7.6%**      2005: **9.0%**      2006: **10.0%**



[Main Page](#)

[2010 Home](#)

[Log out](#)

ACCREDITING COUNCIL FOR INDEPENDENT COLLEGES AND SCHOOLS  
750 FIRST STREET, NE, SUITE 980  
WASHINGTON, D.C. 20002-4241  
(202) 336-6780

\*\*\*\*\*  
**2010 ANNUAL INSTITUTIONAL REPORT**  
**FOR THE YEAR JULY 1, 2009 TO JUNE 30, 2010**  
\*\*\*\*\*


Code: **10506**  
Name: **Spencerian College**  
City: **Louisville**  
State: **KY**  
Country: **USA**  
Level: **Occupational associate's degree**  
Type: **For profit**

Prepared by  
Name: **Paula O'leary**  
Title: **Registrar**

Checked by  
Name: **Jan M. Gordon**  
Title: **Executive Director**

[continue...](#)

© 2001 - 2010 Accrediting Council for Independent Colleges and Schools. All rights reserved.  
Reproducing content presented on this site in any form is prohibited without written permission.  
For technical question/problems related to this site, please email [webmaster@acics.org](mailto:webmaster@acics.org).  
For general information, please email [info@acics.org](mailto:info@acics.org).



## \*\*\*\*\*2010 INSTITUTION DATA\*\*\*\*\*

**10506. Spencerian College, Louisville****ENROLLMENT DATA:**

(Includes all students for the LAST ACADEMIC YEAR July 1, 2009 to June 30, 2010).

1. Enrollment as of the beginning of this reporting period, July 1, 2009: **1099**
2. Additions during the year:
  - a. New starts: **1204**
  - b. Re-entries: **161**
3. Total enrollment during the reporting period: **2464**
4. How many students reported as part of the enrollment as of the beginning of this reporting period (#1) were also reported as new starts (#2a) during this same reporting period?: **0**
5. Total unduplicated headcount during the reporting period (3 - 4): **2464**
6. Of the total unduplicated enrollment (#5 above), how many:
  - a. Enrolled without a high school diploma or equivalent? **0**
  - b. Obtained a high school diploma or its equivalent while enrolled? **0**
  - c. Enrolled in one or more courses through distance learning delivery mode? **593**
7. Of the number of students enrolled in one or more courses through distance learning (6c), how many:
  - a. Were at least partially on-ground students but enrolled in one or more distance learning courses (hybrid)? **542**
  - b. Were classified as fully online or 100% distance learning students? **51**
8. Of your Institution's total enrollment, how many:
  - a. Were enrolled in less than a full program? **0**
  - b. Completed a program? **0**
  - c. Graduated from a program? **527**
  - d. Withdrew due to active military service? **3**
  - e. Withdrew to enroll in institution with common ownership? **4**
  - f. All other withdrawals? **754**
  - g. Are still enrolled? **1176**
9. TOTAL ENROLLMENT: **2464**
10. ADJUSTED TOTAL UNDUPLICATED ENROLLMENT: **2460**
11. Total Graduates and Completers (#8b + #8c): **527**
12. Of the students listed in #11 above, how many enrolled without a high school diploma or equivalent? **0**
13. Of the students in #8f above, how many withdrew for related employment? **38**

14. As of the date this report was completed, how many of the students who completed or graduated were:
- a. Placed in their field of study? **298**
  - b. Placed in a related field? **24**
  - c. Placed out of field? **4**
  - d. Not available for placement due to pregnancy, death or other health-related situations? **16**
  - e. Not available for placement due to continuing education? **86**
  - f. Not available due to active military? **3**
  - g. International students not available due to visa restrictions? **0**
  - h. Completers and graduates from a stand-alone English as a Second Language Program? **0**
  - i. Not working? **96**
15. TOTAL (should equal total graduates and completers reported in #11 above): **527**  
Retention: **69.3%**  
Placement: **76.3%**

**CONTRACT TRAINING**

16. Indicate if your institution participated with a federal, state or local government entity (including GI Bill, JTPA, Vocrehab, VEA or AEA), other company or organization whereby your institution was responsible for providing training to the contracted students including students who were incarcerated at the time of training?  
**Yes**
17. Did your institution participate in any third party contractual programs with another organization or educational institution whereby the other organization had the obligation to provide a portion of your students' training? **Yes**

**INTER-INSTITUTIONAL COLLABORATION**

18. Does the institution participate in a Consortium agreement with another entity? **No**
19. Does the institution serve as a Host Institution under a Consortium arrangement?  
**No**
20. Is the Consortium agreement among institutions operated by the owning corporation? **No**


**21. FACULTY DATA**

	Full-Time	Part-Time
Faculty as of the beginning of this reporting period.	<b>47</b>	<b>59</b>
a. Additions during the reporting period.	<b>7</b>	<b>31</b>
b. Permanent terminations and resignations during this reporting period.	<b>3</b>	<b>36</b>
22. Faculty at the end of this period	<b>51</b>	<b>54</b>
23. What is the average student-faculty ratio? <b>14 : 1</b>		



# Completing one of Spencerian College's exciting programs will be your start to a great career!

At  
Spencerian  
College  
you can  
begin your  
career in  
a year  
or less!



## Computer Repair

Computers have become an integral part of our lives, both in the business world and in the home. Demand will continue to grow for highly skilled and trained technicians. Spencerian College can teach you how to maintain, repair and troubleshoot complex electrical, electronic, and microprocessor-based equipment and related hardware.

## All Career Classes...

All classes in your curriculum pertain to your career training. That makes going to class more interesting and enjoyable!

## High Graduation Success Rates

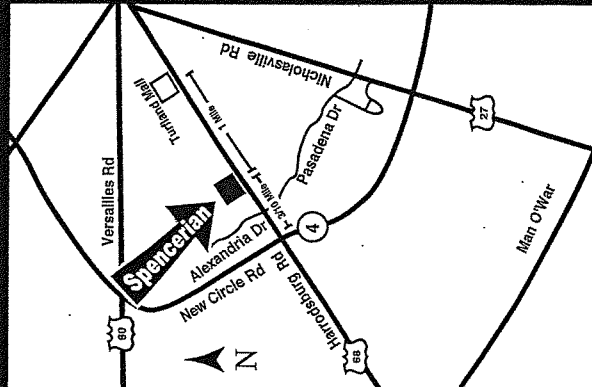
- Outstanding classroom facilities with state-of-the-art equipment and available lab time.
- Plus Friday provides you with free tutoring opportunities.

## Outstanding Graduate Employment Rates in each and every program we offer!

- Professional resume' and interview preparation.
- Professional advising matches your needs and desires with specific job leads from a pool of employer requests.

## Financial Planning Assistance provided by Spencerian College will help you:

- Understand where every dollar will come from for your educational investment.
- Feel comfortable about affording the investment in your future.



## Beautiful ten-acre tree-filled campus includes:

- Expanded Electronic Library & Resource Center
- Networked & Internet accessible computer labs
- Full service bookstore
- Student lounge & patios
- Expanded parking areas
- Convenient access to banking, restaurants & shopping mall

Call us at 859/223-9608  
or 800/456-3253 to arrange  
a campus tour!

tabbles®

EXHIBIT

0